




PRO-E COLLET CHUCK

NO.2021-03





COMPANY INTRODUCTION





品質創造信譽 信譽保證品質


Quality creates reputation; reputation ensures quality.

About SYIC

Established in 1979, SYIC is a professional manufacturer of precise tool holders, cutting tools, angel heads, boring series and collets with more than 500 employees. The taper types of tool holders we manufacture include BT (MAS403), CAT (ANSI B5.50), DAT (DIN69871-A), HSK (DIN69893), PSC (ISO26623-1), VDI (DIN ISO10889) and straight shank holders.

SYIC is certified to ISO9001 and ISO14001. With contribution to the design, production and sale of high accuracy and inventive products, SYIC has over 300 pieces of patents worldwide. SYIC keeps investing in high-end equipment and measuring instruments from Japan and Europe to implement excellent quality control and manufacturing capability.

SYIC keeps the core value "Quality creates reputation; reputation ensures quality" to impress our customers, possessing professional technical skills to provide comprehensive solutions for customers, improving customers' machining efficiency, and enhancing the mutual competitiveness with customers. Based on the mission of "Excellent service, supreme quality," SYIC will continue to launch more high precision products to customers.



Tool Holders

Your reliable partner!

— CNC turning, milling and grinding —

BMT
PSC
HSK
SBT
SCAT
SDAT

**Premium
Quality**

www.syic.com

供需平衡 共榮共存

Maintain the balance of suppliers and customers and grow together.

未來之路 無限寬廣

Create a great future with infinite opportunities.

營運獲利 永續經營

Run a profitable company with sustainable development.

合作到底 共創通贏

Keep everlasting cooperation and together create a win-win situation.

成就彼此 榮耀一切

Support each other and accomplish mutual success.



Innovation is our mission!

SYIC is committed to developing high precision products to optimize the machining process and offering professional technical service. With experienced technical professionals, our products are developed in response to different types of industries. We aim to achieve customers' demands from different industries including machining industry, mold and die industry, aerospace industry, automotive industry, and energy industry. We offer the most professional and technical service, effectively resolve your machining problems to create maximum production efficiency.

PRO-E COLLET CHUCK

SBT / PRO-E COLLET CHUCK	12~14
SCAT / PRO-E COLLET CHUCK	15~16
SDAT / PRO-E COLLET CHUCK	17~18
HSK / PRO-E COLLET CHUCK	19~27
PSC / PRO-E COLLET CHUCK	28~31
ACCESSORIES	32



PRO-E COLLET CHUCK



Superior interchangeability with ER collets.
Optimized design improves machining stability.

- ▶ The design of straight parts above and below the thread makes PRO-E tool holders have better contact with clamping nuts to achieve higher runout accuracy.



- ▶ The enlarged design of holder ID hole optimizes the coverage of ER collet, shortens the tool overhanging length and improves runout accuracy and machining stability.



- ▶ Can use with ERS metallic sealed collets for coolant tools; coolant pressure can be up to 150 bar. Coolant collets FID and FOD type are also available.

- ▶ Assembled with all ER collets.
- ▶ ER collets must conform to
 - ISO 15488 standard.

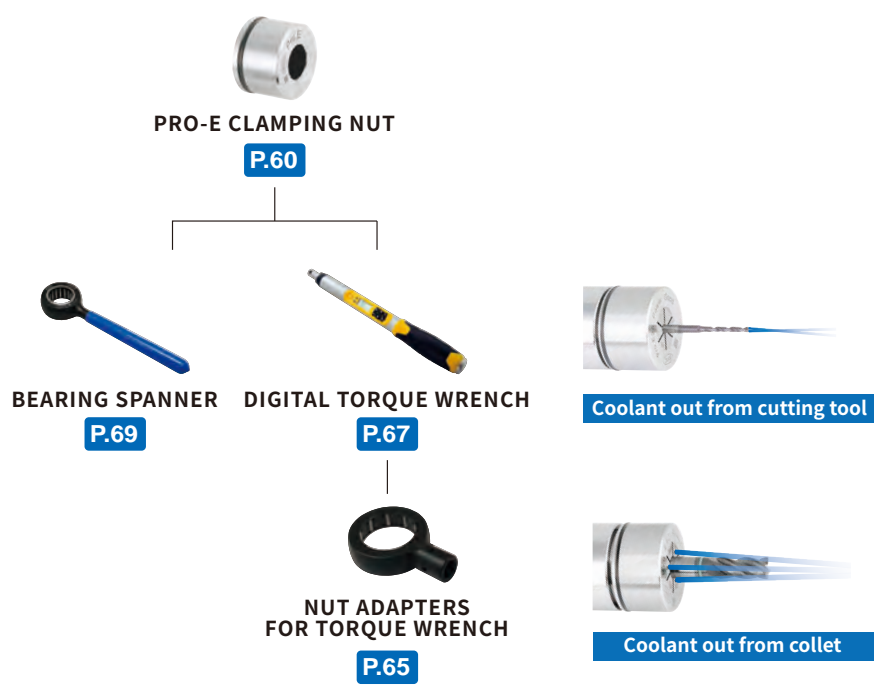



- ▶ "Power Good" increases the holding power by at least 60%.



- ▶ The clamping nut is without slots for reducing the windshear and noise. The best choice for high speed machining.














APPLICATION DIAGRAM



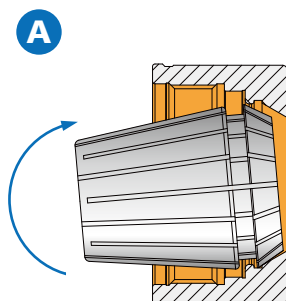
SYIC ER COLLET SERIES

SYIC ER 筒夾系列

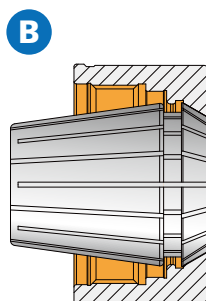
(DIN ISO 15488)

FEATURES	ER COLLET	ER-E COLLET	ER-ES STEEL SEALED COLLET	ERS METALLIC SEALED COLLET	ERS COOLANT COLLET (FID TYPE)	ERS COOLANT COLLET (FOD TYPE)
						
Runout accuracy	15µm	●	●	●	●	●
	10µm	●	●	●	●	●
	R 7µm		●	●	●	●
	UP 5µm	●	●	●	●	●
	P 3µm		●	●	●	●
Clamping range	0.5mm~2mm	N/A	N/A	N/A	N/A	N/A
Coolant pressure resistance	N/A	N/A	150 kgf/cm ²	150 kgf/cm ²	150 kgf/cm ²	150 kgf/cm ²
Coolant through	N/A	N/A	through tools	through tools	through collet flutes	through collet holes
Catalogue page	P.32~34	P.35	P.36~37	P.38~39	P.40~41	P.42~43
FEATURES	ER-EO SEALED COLLET	ER COOLANT COLLET (FID TYPE)	ER COOLANT COLLET (FOD TYPE)	ER-TC RIGID TAP COLLET	ER-TC RIGID TAP SEALED COLLET	ER-TC RIGID TAP COOLANT COLLET (FOD TYPE)
						
Runout accuracy	15µm	●	●	●	-	-
	10µm	●	●	●	-	-
	R 7µm				-	-
	UP 5µm	●	●	●	-	-
	P 3µm				-	-
Clamping range	N/A	N/A	N/A	N/A	N/A	N/A
Coolant pressure resistance	50 kgf/cm ²	50 kgf/cm ²	50 kgf/cm ²	N/A	150 kgf/cm ²	150 kgf/cm ²
Coolant through	through tools	through collet flutes	through collet holes	N/A	through tools	through collet holes
Catalogue page	P.44	P.45	P.46	P.47~52	P.53	P.54
FEATURES	ER FLOATING TAP COLLET					
						
Runout accuracy	15µm	-				
	10µm	-				
	R 7µm	-				
	UP 5µm	-				
	P 3µm	-				
Clamping range	N/A					
Coolant pressure resistance	N/A					
Coolant through	N/A					
Catalogue page	P.55					

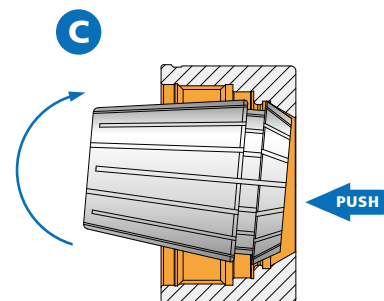
ASSEMBLY INSTRUCTION



Put the collet in the clamping nut. Let its collet taper contact the spring ring well. Toward the arrow direction, push slightly, and then you can put it in.




Insert the end mill (cutter) into the body. Tighten clamping nut by wrench. Then it is ready for operation. (Do not tighten the clamping nut before the cutter is installed.)

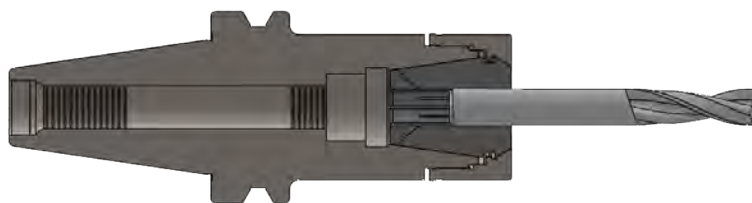


Loosen the nut from the body, and then take out the end mill. Toward the arrow direction, push slightly, and then the collet can be taken out.

! Notice



The best performance is inserting the full length of the tool with the collet.



Reminder:

- ▶ Never less than 2/3 of the collet bore length.

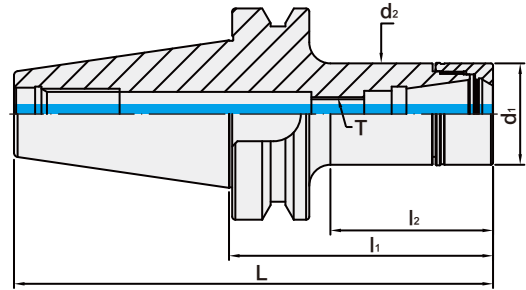
Recommended tightening torque for PRO-E clamping nuts:

CLAMPING NUT	COLLET	N.m
PRO-E16	ER16	65 N.m
PRO-E20	ER20	80 N.m
PRO-E25	ER25	140 N.m
PRO-E32	ER32	170 N.m

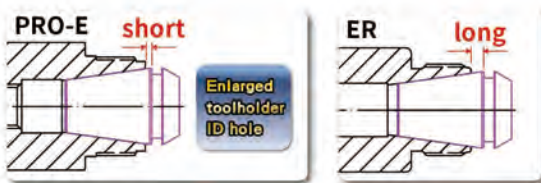
SBT / PRO-E COLLET CHUCK

Dual DRIVE+

SBT / PRO-E 法蘭加厚型筒夾式刀桿



MODEL NO.	TYPE	L	l ₁	l ₂	d ₁	d ₂	T	SIZE RANGE	WEIGHT (KGS)
5025-529-016-070	SBT30 x PRO-E16 - 70	118.4	70	43	30	30	M10 x 1.5P	1 ~ 10	0.58
5025-529-016-100	SBT30 x PRO-E16 - 100	148.4	100	73	30	30	M10 x 1.5P	1 ~ 10	0.73
5025-529-016-125	SBT30 x PRO-E16 - 125	173.4	125	98	30	30	M10 x 1.5P	1 ~ 10	0.85
5025-529-016-150	SBT30 x PRO-E16 - 150	198.4	150	123	30	30	M10 x 1.5P	1 ~ 10	0.97
5025-529-020-070	SBT30 x PRO-E20 - 70	118.4	70	44	35	35	M12 x 1.75P	1 ~ 13	0.65
5025-529-020-100	SBT30 x PRO-E20 - 100	148.4	100	74	35	35	M12 x 1.75P	1 ~ 13	0.85
5025-529-020-125	SBT30 x PRO-E20 - 125	173.4	125	99	35	35	M12 x 1.75P	1 ~ 13	1.02
5025-529-020-150	SBT30 x PRO-E20 - 150	198.4	150	124	35	35	M12 x 1.75P	1 ~ 13	1.19
5025-529-025-070	SBT30 x PRO-E25 - 70	118.4	70	47.5	42	42	M16 x 2.0P	1 ~ 16	0.73
5025-529-025-100	SBT30 x PRO-E25 - 100	148.4	100	77.5	42	42	M16 x 2.0P	1 ~ 16	1.03
5025-529-025-125	SBT30 x PRO-E25 - 125	173.4	125	102.5	42	42	M16 x 2.0P	1 ~ 16	1.28
5025-529-025-150	SBT30 x PRO-E25 - 150	198.4	150	127.5	42	42	M16 x 2.0P	1 ~ 16	1.53
5025-529-032-070	SBT30 x PRO-E32 - 70	118.4	70	47.5	50	50	M16 x 2.0P	2 ~ 20	0.79
5025-529-032-100	SBT30 x PRO-E32 - 100	148.4	100	77.5	50	50	M16 x 2.0P	2 ~ 20	1.22
5025-529-032-125	SBT30 x PRO-E32 - 125	173.4	125	102.5	50	50	M16 x 2.0P	2 ~ 20	1.58
5025-529-032-150	SBT30 x PRO-E32 - 150	198.4	150	127.5	50	50	M16 x 2.0P	2 ~ 20	1.95



Features:

- ▶ Superior interchangeability with ER collets.
- ▶ The design of enlarged holder ID hole optimizes the coverage of ER collet, shortens the tool overhanging length, and improves runout accuracy and machining stability.
- ▶ The design of straight parts above and below the thread makes PRO-E tool holders have better contact with clamping nuts to achieve higher runout accuracy.
- ▶ PRO-E nuts without slots reduce the wind shear at high speed.

Product information:

- ▶ Balance: G2.5 25,000 rpm. Higher balancing grade and revolution can be done upon request but additional charge is needed.
- ▶ AD+B type is available, please inform us when making an order.
- ▶ SBT30 tool holders aer without coolant supply over collars.

Standard Accessory: • NUT

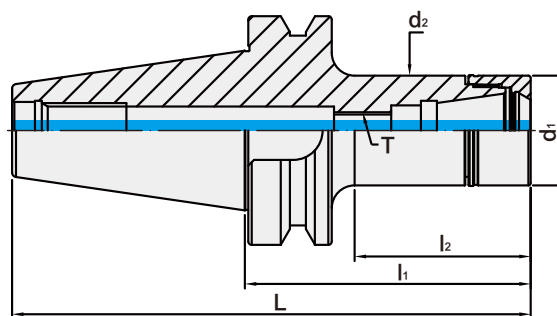
Collet	Nut	Pull Stud	Preset Screw	Spanner	Torque Wrench Adapter (Pull Stud)	Spanner (Pull Stud)
P.32~55	P.60	P.61	P.64	P.69	P.66	P.70



SBT / PRO-E COLLET CHUCK

 Dual
DRIVE+

SBT / PRO-E 法蘭加厚型筒夾式刀桿



MODEL NO.	TYPE	L	l ₁	l ₂	d ₁	d ₂	T	SIZE RANGE	WEIGHT (KGS)
5026-529-016-070	SBT40 x PRO-E16 - 70	135.4	70	38	30	30	M10 x 1.5P	1 ~ 10	1.14
5026-529-016-100	SBT40 x PRO-E16 - 100	165.4	100	63	30	30	M10 x 1.5P	1 ~ 10	1.28
5026-529-016-125	SBT40 x PRO-E16 - 125	190.4	125	88	30	30	M10 x 1.5P	1 ~ 10	1.38
5026-529-016-150	SBT40 x PRO-E16 - 150	215.4	150	113	30	30	M10 x 1.5P	1 ~ 10	1.49
5026-529-016-200	SBT40 x PRO-E16 - 200	265.4	200	163	30	30	M10 x 1.5P	1 ~ 10	1.70
5026-529-016-250	SBT40 x PRO-E16 - 250	315.4	250	213	30	30	M10 x 1.5P	1 ~ 10	1.90
5026-529-020-070	SBT40 x PRO-E20 - 70	135.4	70	35	35	35	M12 x 1.75P	1 ~ 13	1.19
5026-529-020-100	SBT40 x PRO-E20 - 100	165.4	100	65	35	35	M12 x 1.75P	1 ~ 13	1.38
5026-529-020-125	SBT40 x PRO-E20 - 125	190.4	125	90	35	35	M12 x 1.75P	1 ~ 13	1.54
5026-529-020-150	SBT40 x PRO-E20 - 150	215.4	150	115	35	35	M12 x 1.75P	1 ~ 13	1.69
5026-529-020-200	SBT40 x PRO-E20 - 200	265.4	200	165	35	35	M12 x 1.75P	1 ~ 13	2.00
5026-529-020-250	SBT40 x PRO-E20 - 250	315.4	250	215	35	35	M12 x 1.75P	1 ~ 13	2.30
5026-529-025-070	SBT40 x PRO-E25 - 70	135.4	70	40	42	42	M16 x 2.0P	1 ~ 16	1.26
5026-529-025-100	SBT40 x PRO-E25 - 100	165.4	100	70	42	42	M16 x 2.0P	1 ~ 16	1.54
5026-529-025-125	SBT40 x PRO-E25 - 125	190.4	125	95	42	42	M16 x 2.0P	1 ~ 16	1.78
5026-529-025-150	SBT40 x PRO-E25 - 150	215.4	150	120	42	42	M16 x 2.0P	1 ~ 16	2.02
5026-529-025-200	SBT40 x PRO-E25 - 200	265.4	200	170	42	42	M16 x 2.0P	1 ~ 16	2.49
5026-529-025-250	SBT40 x PRO-E25 - 250	315.4	250	220	42	42	M16 x 2.0P	1 ~ 16	2.94
5026-529-032-070	SBT40 x PRO-E32 - 70	135.4	70	40	50	50	M16 x 2.0P	2 ~ 20	1.31
5026-529-032-100	SBT40 x PRO-E32 - 100	165.4	100	70	50	50	M16 x 2.0P	2 ~ 20	1.73
5026-529-032-125	SBT40 x PRO-E32 - 125	190.4	125	95	50	50	M16 x 2.0P	2 ~ 20	2.08
5026-529-032-150	SBT40 x PRO-E32 - 150	215.4	150	120	50	50	M16 x 2.0P	2 ~ 20	2.43
5026-529-032-200	SBT40 x PRO-E32 - 200	265.4	200	170	50	50	M16 x 2.0P	2 ~ 20	3.13
5026-529-032-250	SBT40 x PRO-E32 - 250	315.4	250	220	50	50	M16 x 2.0P	2 ~ 20	3.81

Features:

- ▶ Superior interchangeability with ER collets.
- ▶ The design of enlarged holder ID hole optimizes the coverage of ER collet, shortens the tool overhanging length, and improves runout accuracy and machining stability.
- ▶ The design of straight parts above and below the thread makes PRO-E tool holders have better contact with clamping nuts to achieve higher runout accuracy.
- ▶ PRO-E nuts without slots reduce the wind shear at high speed.

Product information:

- ▶ Balance: G2.5 25,000 rpm. Higher balancing grade and revolution can be done upon request but additional charge is needed.
- ▶ AD+B type is available, please inform us when making an order.

Standard Accessory: • NUT

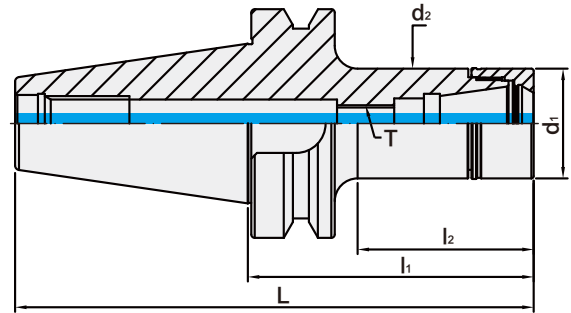
Collet	Nut	Pull Stud	Preset Screw	Spanner	Torque Wrench Adapter (Pull Stud)	Spanner (Pull Stud)
P.32~55	P.60	P.61	P.64	P.69	P.66	P.70



SBT / PRO-E COLLET CHUCK

Dual
DRIVE+

SBT / PRO-E 法蘭加厚型筒夾式刀桿



MODEL NO.	TYPE	L	l ₁	l ₂	d ₁	d ₂	T	SIZE RANGE	WEIGHT (KGS)
5027-529-016-070	SBT50 x PRO-E16 - 70	171.8	70	30	30	30	M10 x 1.5P	1~10	3.68
5027-529-016-100	SBT50 x PRO-E16 - 100	201.8	100	52	30	30	M10 x 1.5P	1~10	3.78
5027-529-016-125	SBT50 x PRO-E16 - 125	226.8	125	77	30	30	M10 x 1.5P	1~10	3.92
5027-529-016-150	SBT50 x PRO-E16 - 150	251.8	150	102	30	30	M10 x 1.5P	1~10	4.03
5027-529-016-200	SBT50 x PRO-E16 - 200	301.8	200	147	30	30	M10 x 1.5P	1~10	4.27
5027-529-020-070	SBT50 x PRO-E20 - 70	171.8	70	31	35	35	M12 x 1.75P	1~13	3.70
5027-529-020-100	SBT50 x PRO-E20 - 100	201.8	100	52	35	35	M12 x 1.75P	1~13	3.86
5027-529-020-125	SBT50 x PRO-E20 - 125	226.8	125	77	35	35	M12 x 1.75P	1~13	4.06
5027-529-020-150	SBT50 x PRO-E20 - 150	251.8	150	102	35	35	M12 x 1.75P	1~13	4.22
5027-529-020-200	SBT50 x PRO-E20 - 200	301.8	200	147	35	35	M12 x 1.75P	1~13	4.56
5027-529-025-070	SBT50 x PRO-E25 - 70	171.8	70	31	42	42	M16 x 2.0P	1~16	3.74
5027-529-025-100	SBT50 x PRO-E25 - 100	201.8	100	52	42	42	M16 x 2.0P	1~16	4.00
5027-529-025-125	SBT50 x PRO-E25 - 125	226.8	125	77	42	42	M16 x 2.0P	1~16	4.20
5027-529-025-150	SBT50 x PRO-E25 - 150	251.8	150	102	42	42	M16 x 2.0P	1~16	4.40
5027-529-025-200	SBT50 x PRO-E25 - 200	301.8	200	152	42	42	M16 x 2.0P	1~16	4.80
5027-529-025-250	SBT50 x PRO-E25 - 250	351.8	250	197	42	42	M16 x 2.0P	1~16	5.24
5027-529-032-070	SBT50 x PRO-E32 - 70	171.8	70	31	50	50	M16 x 2.0P	2~20	3.77
5027-529-032-100	SBT50 x PRO-E32 - 100	201.8	100	52	50	50	M16 x 2.0P	2~20	4.17
5027-529-032-125	SBT50 x PRO-E32 - 125	226.8	125	77	50	50	M16 x 2.0P	2~20	4.48
5027-529-032-150	SBT50 x PRO-E32 - 150	251.8	150	102	50	50	M16 x 2.0P	2~20	4.79
5027-529-032-200	SBT50 x PRO-E32 - 200	301.8	200	152	50	50	M16 x 2.0P	2~20	5.42
5027-529-032-250	SBT50 x PRO-E32 - 250	351.8	250	197	50	50	M16 x 2.0P	2~20	6.08
5027-529-032-300	SBT50 x PRO-E32 - 300	401.8	300	247	50	50	M16 x 2.0P	2~20	6.70
5027-529-032-350	SBT50 x PRO-E32 - 350	451.8	350	297	50	50	M16 x 2.0P	2~20	7.32

Features:

- ▶ Superior interchangeability with ER collets.
- ▶ The design of enlarged holder ID hole optimizes the coverage of ER collet, shortens the tool overhanging length, and improves runout accuracy and machining stability.
- ▶ The design of straight parts above and below the thread makes PRO-E tool holders have better contact with clamping nuts to achieve higher runout accuracy.
- ▶ PRO-E nuts without slots reduce the wind shear at high speed.

Product information:

- ▶ Balance: G2.5 25,000 rpm. Higher balancing grade and revolution can be done upon request but additional charge is needed.
- ▶ AD+B type is available, please inform us when making an order.

Standard Accessory: • NUT

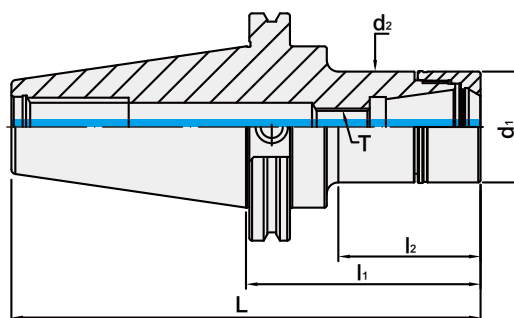
Collet	Nut	Pull Stud	Preset Screw	Spanner	Torque Wrench Adapter (Pull Stud)	Spanner (Pull Stud)
P.32~55	P.60	P.61	P.64	P.69	P.66	P.70



SCAT / PRO-E COLLET CHUCK

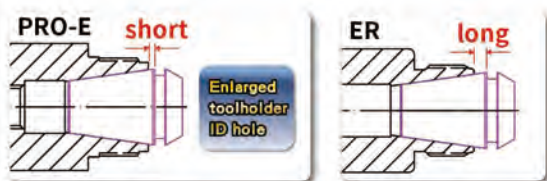
Dual DRIVE+

SCAT / PRO-E 法蘭加厚型筒夾式刀桿



INCHES

MODEL NO.	TYPE	L	l ₁	l ₂	d ₁	d ₂	T	SIZE RANGE	WEIGHT (KGS)
5043-529-016-070	SCAT40 x PRO-E16 - 2.76"	5.447	2.76	1.259	1.181	1.181	M10 x 1.5P	0.0625~ 0.406	1.13
5043-529-016-102	SCAT40 x PRO-E16 - 4"	6.687	4	2.175	1.181	1.181	M10 x 1.5P	0.0625~ 0.406	1.29
5043-529-016-127	SCAT40 x PRO-E16 - 5"	7.687	5	3.175	1.181	1.181	M10 x 1.5P	0.0625~ 0.406	1.40
5043-529-016-152	SCAT40 x PRO-E16 - 6"	8.687	6	4.175	1.181	1.181	M10 x 1.5P	0.0625~ 0.406	1.51
5043-529-016-203	SCAT40 x PRO-E16 - 8"	10.687	8	6.175	1.181	1.181	M10 x 1.5P	0.0625~ 0.406	1.72
5043-529-020-070	SCAT40 x PRO-E20 - 2.76"	5.447	2.76	1.299	1.378	1.378	M12 x 1.75P	0.0625 ~ 0.5	1.17
5043-529-020-102	SCAT40 x PRO-E20 - 4"	6.687	4	2.354	1.378	1.378	M12 x 1.75P	0.0625 ~ 0.5	1.37
5043-529-020-127	SCAT40 x PRO-E20 - 5"	7.687	5	3.354	1.378	1.378	M12 x 1.75P	0.0625 ~ 0.5	1.53
5043-529-020-152	SCAT40 x PRO-E20 - 6"	8.687	6	4.354	1.378	1.378	M12 x 1.75P	0.0625 ~ 0.5	1.69
5043-529-020-203	SCAT40 x PRO-E20 - 8"	10.687	8	6.354	1.378	1.378	M12 x 1.75P	0.0625 ~ 0.5	2.01
5043-529-025-070	SCAT40 x PRO-E25 - 2.76"	5.447	2.76	1.329	1.653	1.653	M16 x 2.0P	0.093 ~ 0.625	1.21
5043-529-025-102	SCAT40 x PRO-E25 - 4"	6.687	4	2.573	1.653	1.653	M16 x 2.0P	0.093 ~ 0.625	1.51
5043-529-025-127	SCAT40 x PRO-E25 - 5"	7.687	5	3.573	1.653	1.653	M16 x 2.0P	0.093 ~ 0.625	1.75
5043-529-025-152	SCAT40 x PRO-E25 - 6"	8.687	6	4.573	1.653	1.653	M16 x 2.0P	0.093 ~ 0.625	2.00
5043-529-025-203	SCAT40 x PRO-E25 - 8"	10.687	8	6.573	1.653	1.653	M16 x 2.0P	0.093 ~ 0.625	2.48
5043-529-032-070	SCAT40 x PRO-E32 - 2.76"	5.447	2.76	1.378	1.969	1.969	M16 x 2.0P	0.0625 ~ 0.75	1.22
5043-529-032-102	SCAT40 x PRO-E32 - 4"	6.687	4	2.622	1.969	1.969	M16 x 2.0P	0.0625 ~ 0.75	1.66
5043-529-032-127	SCAT40 x PRO-E32 - 5"	7.687	5	3.622	1.969	1.969	M16 x 2.0P	0.0625 ~ 0.75	2.01
5043-529-032-152	SCAT40 x PRO-E32 - 6"	8.687	6	4.622	1.969	1.969	M16 x 2.0P	0.0625 ~ 0.75	2.37
5043-529-032-203	SCAT40 x PRO-E32 - 8"	10.687	8	6.622	1.969	1.969	M16 x 2.0P	0.0625 ~ 0.75	3.08



Features:

- ▶ Superior interchangeability with ER collets.
- ▶ The design of enlarged holder ID hole optimizes the coverage of ER collet, shortens the tool overhanging length, and improves runout accuracy and machining stability.
- ▶ The design of straight parts above and below the thread makes PRO-E tool holders have better contact with clamping nuts to achieve higher runout accuracy.
- ▶ PRO-E nuts without slots reduce the wind shear at high speed.

Product information:

- ▶ Balance: G2.5 25,000 rpm. Higher balancing grade and revolution can be done upon request but additional charge is needed.
- ▶ AD+B type is available, please inform us when making an order.

Standard Accessory: • NUT

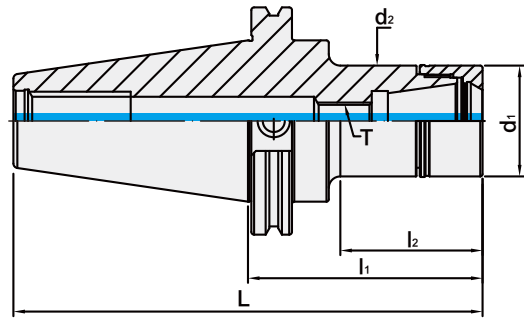
Collet	Nut	Pull Stud	Preset Screw	Spanner	Torque Wrench Adapter (Pull Stud)	Spanner (Pull Stud)
P.32~55	P.60	P.62	P.64	P.69	P.66	P.70



SCAT / PRO-E COLLET CHUCK

Dual
DRIVE+

SCAT / PRO-E 法蘭加厚型筒夾式刀桿



INCHES

MODEL NO.	TYPE	L	l ₁	l ₂	d ₁	d ₂	T	SIZE RANGE	WEIGHT (KGS)
5044-529-016-070	SCAT50 x PRO-E16 - 2.75"	6.75	2.75	1.175	1.181	1.181	M10 x 1.5P	0.062 ~ 0.406	3.17
5044-529-016-102	SCAT50 x PRO-E16 - 4"	8	4	2.228	1.181	1.181	M10 x 1.5P	0.062 ~ 0.406	3.27
5044-529-016-127	SCAT50 x PRO-E16 - 5"	9	5	3.031	1.181	1.181	M10 x 1.5P	0.062 ~ 0.406	3.42
5044-529-016-152	SCAT50 x PRO-E16 - 6"	10	6	4.031	1.181	1.181	M10 x 1.5P	0.062 ~ 0.406	3.53
5044-529-016-203	SCAT50 x PRO-E16 - 8"	12	8	6.031	1.181	1.181	M10 x 1.5P	0.062 ~ 0.406	3.73
5044-529-016-254	SCAT50 x PRO-E16 - 10"	14	10	8.031	1.181	1.181	M10 x 1.5P	0.062 ~ 0.406	3.95
5044-529-020-070	SCAT50 x PRO-E20 - 2.75"	6.75	2.75	1.175	1.378	1.378	M12 x 1.75P	0.062 ~ 0.5	3.20
5044-529-020-102	SCAT50 x PRO-E20 - 4"	8	4	2.425	1.378	1.378	M12 x 1.75P	0.062 ~ 0.5	3.35
5044-529-020-127	SCAT50 x PRO-E20 - 5"	9	5	3.228	1.378	1.378	M12 x 1.75P	0.062 ~ 0.5	3.52
5044-529-020-152	SCAT50 x PRO-E20 - 6"	10	6	4.228	1.378	1.378	M12 x 1.75P	0.062 ~ 0.5	3.67
5044-529-020-203	SCAT50 x PRO-E20 - 8"	12	8	6.228	1.378	1.378	M12 x 1.75P	0.062 ~ 0.5	3.96
5044-529-020-254	SCAT50 x PRO-E20 - 10"	14	10	8.228	1.378	1.378	M12 x 1.75P	0.062 ~ 0.5	4.26
5044-529-025-070	SCAT50 x PRO-E25 - 2.75"	6.75	2.75	1.175	1.653	1.653	M16 x 2.0P	0.093 ~ 0.625	3.24
5044-529-025-102	SCAT50 x PRO-E25 - 4"	8	4	2.228	1.653	1.653	M16 x 2.0P	0.093 ~ 0.625	3.52
5044-529-025-127	SCAT50 x PRO-E25 - 5"	9	5	3.228	1.653	1.653	M16 x 2.0P	0.093 ~ 0.625	3.72
5044-529-025-152	SCAT50 x PRO-E25 - 6"	10	6	4.228	1.653	1.653	M16 x 2.0P	0.093 ~ 0.625	3.92
5044-529-025-203	SCAT50 x PRO-E25 - 8"	12	8	6.228	1.653	1.653	M16 x 2.0P	0.093 ~ 0.625	4.33
5044-529-025-254	SCAT50 x PRO-E25 - 10"	14	10	8.228	1.653	1.653	M16 x 2.0P	0.093 ~ 0.625	4.74
5044-529-032-070	SCAT50 x PRO-E32 - 2.75"	6.75	2.75	1.254	1.969	1.969	M16 x 2.0P	0.062 ~ 0.75	3.28
5044-529-032-102	SCAT50 x PRO-E32 - 4"	8	4	2.425	1.969	1.969	M16 x 2.0P	0.062 ~ 0.75	3.68
5044-529-032-127	SCAT50 x PRO-E32 - 5"	9	5	3.425	1.969	1.969	M16 x 2.0P	0.062 ~ 0.75	3.99
5044-529-032-152	SCAT50 x PRO-E32 - 6"	10	6	4.425	1.969	1.969	M16 x 2.0P	0.062 ~ 0.75	4.31
5044-529-032-203	SCAT50 x PRO-E32 - 8"	12	8	6.425	1.969	1.969	M16 x 2.0P	0.062 ~ 0.75	4.94
5044-529-032-254	SCAT50 x PRO-E32 - 10"	14	10	8.425	1.969	1.969	M16 x 2.0P	0.062 ~ 0.75	5.58

Features:

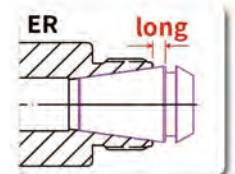
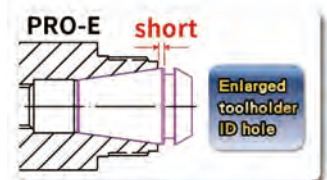
- ▶ Superior interchangeability with ER collets.
- ▶ The design of enlarged holder ID hole optimizes the coverage of ER collet, shortens the tool overhanging length, and improves runout accuracy and machining stability.
- ▶ The design of straight parts above and below the thread makes PRO-E tool holders have better contact with clamping nuts to achieve higher runout accuracy.
- ▶ PRO-E nuts without slots reduce the wind shear at high speed.

Product information:

- ▶ Balance: G2.5 25,000 rpm. Higher balancing grade and revolution can be done upon request but additional charge is needed.
- ▶ AD+B type is available, please inform us when making an order.

Standard Accessory: • NUT

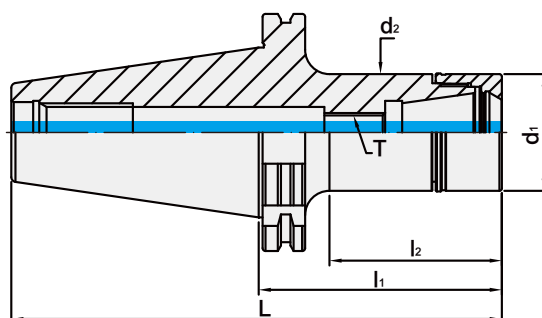
Collet	Nut	Pull Stud	Preset Screw	Spanner	Torque Wrench Adapter (Pull Stud)	Spanner (Pull Stud)
P.32~55	P.60	P.62	P.64	P.69	P.66	P.70



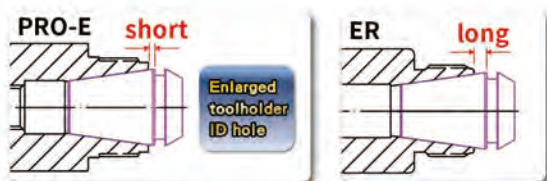
SDAT / PRO-E COLLET CHUCK

Dual
DRIVE+

SDAT / PRO-E 法蘭加厚型筒夾式刀桿



MODEL NO.	TYPE	L	l ₁	l ₂	d ₁	d ₂	T	SIZE RANGE	WEIGHT (KGS)
5066-529-016-070	SDAT40 x PRO-E16 - 70	138.4	70	45.9	30	30	M10 x 1.5P	1 ~ 10	1.03
5066-529-016-100	SDAT40 x PRO-E16 - 100	168.4	100	75.9	30	30	M10 x 1.5P	1 ~ 10	1.16
5066-529-016-125	SDAT40 x PRO-E16 - 125	193.4	125	100.9	30	30	M10 x 1.5P	1 ~ 10	1.27
5066-529-016-150	SDAT40 x PRO-E16 - 150	218.4	150	125.9	30	30	M10 x 1.5P	1 ~ 10	1.37
5066-529-016-200	SDAT40 x PRO-E16 - 200	268.4	200	175.9	30	30	M10 x 1.5P	1 ~ 10	1.59
5066-529-020-070	SDAT40 x PRO-E20 - 70	138.4	70	45.9	35	35	M12 x 1.75P	1 ~ 13	1.10
5066-529-020-100	SDAT40 x PRO-E20 - 100	168.4	100	75.9	35	35	M12 x 1.75P	1 ~ 13	1.29
5066-529-020-125	SDAT40 x PRO-E20 - 125	193.4	125	100.9	35	35	M12 x 1.75P	1 ~ 13	1.44
5066-529-020-150	SDAT40 x PRO-E20 - 150	218.4	150	125.9	35	35	M12 x 1.75P	1 ~ 13	1.60
5066-529-020-200	SDAT40 x PRO-E20 - 200	268.4	200	175.9	35	35	M12 x 1.75P	1 ~ 13	1.91
5066-529-025-070	SDAT40 x PRO-E25 - 70	138.4	70	45.9	42	42	M16 x 2.0P	1 ~ 16	1.20
5066-529-025-100	SDAT40 x PRO-E25 - 100	168.4	100	75.9	42	42	M16 x 2.0P	1 ~ 16	1.48
5066-529-025-125	SDAT40 x PRO-E25 - 125	193.4	125	100.9	42	42	M16 x 2.0P	1 ~ 16	1.72
5066-529-025-150	SDAT40 x PRO-E25 - 150	218.4	150	125.9	42	42	M16 x 2.0P	1 ~ 16	1.95
5066-529-025-200	SDAT40 x PRO-E25 - 200	268.4	200	175.9	42	42	M16 x 2.0P	1 ~ 16	2.43
5066-529-032-070	SDAT40 x PRO-E32 - 70	138.4	70	50.1	50	50	M16 x 2.0P	2 ~ 20	1.26
5066-529-032-100	SDAT40 x PRO-E32 - 100	168.4	100	80.1	50	50	M16 x 2.0P	2 ~ 20	1.66
5066-529-032-125	SDAT40 x PRO-E32 - 125	193.4	125	105.1	50	50	M16 x 2.0P	2 ~ 20	1.99
5066-529-032-150	SDAT40 x PRO-E32 - 150	218.4	150	130.1	50	50	M16 x 2.0P	2 ~ 20	2.32
5066-529-032-200	SDAT40 x PRO-E32 - 200	268.4	200	180.1	50	50	M16 x 2.0P	2 ~ 20	2.99



Features:

- ▶ Superior interchangeability with ER collets.
- ▶ The design of enlarged holder ID hole optimizes the coverage of ER collet, shortens the tool overhanging length, and improves runout accuracy and machining stability.
- ▶ The design of straight parts above and below the thread makes PRO-E tool holders have better contact with clamping nuts to achieve higher runout accuracy.
- ▶ PRO-E nuts without slots reduce the wind shear at high speed.

Product information:

- ▶ Balance: G2.5 25,000 rpm. Higher balancing grade and revolution can be done upon request but additional charge is needed.
- ▶ AD+B type is available, please inform us when making an order.

Standard Accessory: • NUT

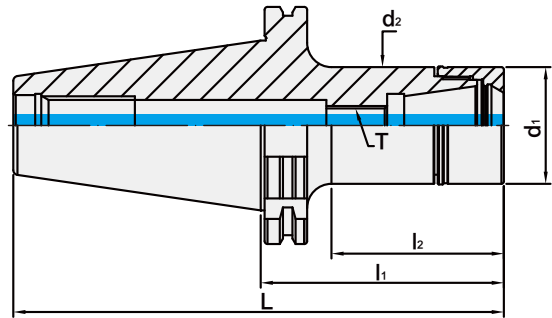
Collet	Nut	Pull Stud	Preset Screw	Spanner	Torque Wrench Adapter (Pull Stud)	Spanner (Pull Stud)
P.32~55	P.60	P.63	P.64	P.69	P.66	P.70



SDAT / PRO-E COLLET CHUCK

Dual
DRIVE+

SDAT / PRO-E 法蘭加厚型筒夾式刀桿



MODEL NO.	TYPE	L	l ₁	l ₂	d ₁	d ₂	T	SIZE RANGE	WEIGHT (KGS)
5067-529-016-070	SDAT50 x PRO-E16 - 70	171.75	70	45.9	30	30	M10 x 1.5P	1 ~ 10	2.79
5067-529-016-100	SDAT50 x PRO-E16 - 100	201.75	100	75.9	30	30	M10 x 1.5P	1 ~ 10	2.91
5067-529-016-125	SDAT50 x PRO-E16 - 125	226.75	125	95.9	30	30	M10 x 1.5P	1 ~ 10	3.03
5067-529-016-150	SDAT50 x PRO-E16 - 150	251.75	150	120.9	30	30	M10 x 1.5P	1 ~ 10	3.14
5067-529-016-200	SDAT50 x PRO-E16 - 200	301.75	200	170.9	30	30	M10 x 1.5P	1 ~ 10	3.35
5067-529-016-250	SDAT50 x PRO-E16 - 250	351.75	250	220.9	30	30	M10 x 1.5P	1 ~ 10	3.56
5067-529-020-070	SDAT50 x PRO-E20 - 70	171.75	70	45.9	35	35	M12 x 1.75P	1 ~ 13	2.85
5067-529-020-100	SDAT50 x PRO-E20 - 100	201.75	100	75.9	35	35	M12 x 1.75P	1 ~ 13	3.04
5067-529-020-125	SDAT50 x PRO-E20 - 125	226.75	125	95.9	35	35	M12 x 1.75P	1 ~ 13	3.21
5067-529-020-150	SDAT50 x PRO-E20 - 150	251.75	150	120.9	35	35	M12 x 1.75P	1 ~ 13	3.36
5067-529-020-200	SDAT50 x PRO-E20 - 200	301.75	200	170.9	35	35	M12 x 1.75P	1 ~ 13	3.67
5067-529-020-250	SDAT50 x PRO-E20 - 250	351.75	250	220.9	35	35	M12 x 1.75P	1 ~ 13	3.98
5067-529-025-070	SDAT50 x PRO-E25 - 70	171.75	70	45.9	42	42	M16 x 2.0P	1 ~ 16	2.95
5067-529-025-100	SDAT50 x PRO-E25 - 100	201.75	100	75.9	42	42	M16 x 2.0P	1 ~ 16	3.19
5067-529-025-125	SDAT50 x PRO-E25 - 125	226.75	125	95.9	42	42	M16 x 2.0P	1 ~ 16	3.41
5067-529-025-150	SDAT50 x PRO-E25 - 150	251.75	150	120.9	42	42	M16 x 2.0P	1 ~ 16	3.61
5067-529-025-200	SDAT50 x PRO-E25 - 200	301.75	200	170.9	42	42	M16 x 2.0P	1 ~ 16	4.01
5067-529-025-250	SDAT50 x PRO-E25 - 250	351.75	250	220.9	42	42	M16 x 2.0P	1 ~ 16	4.41
5067-529-032-070	SDAT50 x PRO-E32 - 70	171.75	70	45.9	50	50	M16 x 2.0P	2 ~ 20	3.06
5067-529-032-100	SDAT50 x PRO-E32 - 100	201.75	100	75.9	50	50	M16 x 2.0P	2 ~ 20	3.43
5067-529-032-125	SDAT50 x PRO-E32 - 125	226.75	125	95.9	50	50	M16 x 2.0P	2 ~ 20	3.76
5067-529-032-150	SDAT50 x PRO-E32 - 150	251.75	150	120.9	50	50	M16 x 2.0P	2 ~ 20	4.08
5067-529-032-200	SDAT50 x PRO-E32 - 200	301.75	200	170.9	50	50	M16 x 2.0P	2 ~ 20	4.70
5067-529-032-250	SDAT50 x PRO-E32 - 250	351.75	250	220.9	50	50	M16 x 2.0P	2 ~ 20	5.32

Features:

- ▶ Superior interchangeability with ER collets.
- ▶ The design of enlarged holder ID hole optimizes the coverage of ER collet, shortens the tool overhanging length, and improves runout accuracy and machining stability.
- ▶ The design of straight parts above and below the thread makes PRO-E tool holders have better contact with clamping nuts to achieve higher runout accuracy.
- ▶ PRO-E nuts without slots reduce the wind shear at high speed.

Product information:

- ▶ Balance: G2.5 25,000 rpm. Higher balancing grade and revolution can be done upon request but additional charge is needed.
- ▶ AD+B type is available, please inform us when making an order.

Standard Accessory: • NUT

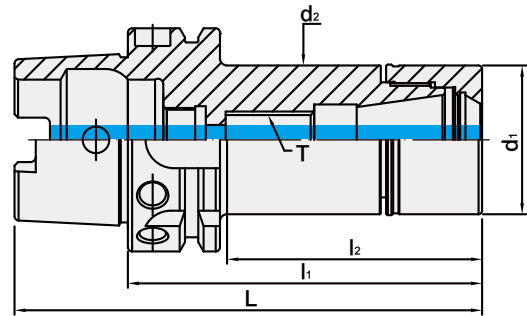
Collet	Nut	Pull Stud	Preset Screw	Spanner	Torque Wrench Adapter (Pull Stud)	Spanner (Pull Stud)
P.32~55	P.60	P.63	P.64	P.69	P.66	P.70



HSK / PRO-E COLLET CHUCK

HSK / PRO-E 筒夾式刀桿

(DIN 69893 - 1)



MODEL NO.	TYPE	L	l ₁	l ₂	d ₁	d ₂	T	SIZE RANGE	WEIGHT (KGS)
5071-529-016-070	HSK40A x PRO-E16 - 70	90	70	48	30	30	-	1 ~ 10	0.40
5071-529-016-100	HSK40A x PRO-E16 - 100	120	100	78	30	30	M10 x 1.5P	1 ~ 10	0.55
5071-529-020-070	HSK40A x PRO-E20 - 70	90	70	49	35	33.5	-	1 ~ 13	0.47
5071-529-020-100	HSK40A x PRO-E20 - 100	120	100	79	35	33.5	M12 x 1.75P	1 ~ 13	0.63
5071-529-025-070	HSK40A x PRO-E25 - 70	90	70	35	42	42	-	1 ~ 16	0.51
5071-529-025-100	HSK40A x PRO-E25 - 100	120	100	65	42	42	M16 x 2.0P	1 ~ 16	0.80
5071-529-032-070	HSK40A x PRO-E32 - 70	90	70	35	50	50	-	2 ~ 20	0.56
5071-529-032-100	HSK40A x PRO-E32 - 100	120	100	65	50	50	M16 x 2.0P	2 ~ 20	0.98
5072-529-016-070	HSK50A x PRO-E16 - 70	95	70	42	30	30	-	1 ~ 10	0.56
5072-529-016-100	HSK50A x PRO-E16 - 100	125	100	71	30	30	M10 x 1.5P	1 ~ 10	0.71
5072-529-016-125	HSK50A x PRO-E16 - 125	150	125	96	30	30	M10 x 1.5P	1 ~ 10	0.84
5072-529-016-150	HSK50A x PRO-E16 - 150	175	150	121	30	30	M10 x 1.5P	1 ~ 10	0.97
5072-529-020-070	HSK50A x PRO-E20 - 70	95	70	42	35	35	-	1 ~ 13	0.62
5072-529-020-100	HSK50A x PRO-E20 - 100	125	100	71	35	35	M12 x 1.75P	1 ~ 13	0.83
5072-529-020-125	HSK50A x PRO-E20 - 125	150	125	96	35	35	M12 x 1.75P	1 ~ 13	1.01
5072-529-020-150	HSK50A x PRO-E20 - 150	175	150	121	35	35	M12 x 1.75P	1 ~ 13	1.19
5072-529-025-070	HSK50A x PRO-E25 - 70	95	70	43.5	42	42	-	1 ~ 16	0.71
5072-529-025-100	HSK50A x PRO-E25 - 100	125	100	73.5	42	42	M16 x 2.0P	1 ~ 16	1.00
5072-529-025-125	HSK50A x PRO-E25 - 125	150	125	98.5	42	42	M16 x 2.0P	1 ~ 16	1.26
5072-529-025-150	HSK50A x PRO-E25 - 150	175	150	123.5	42	42	M16 x 2.0P	1 ~ 16	1.52
5072-529-032-080	HSK50A x PRO-E32 - 80	105	80	53	50	50	-	2 ~ 20	0.85
5072-529-032-100	HSK50A x PRO-E32 - 100	125	100	73	50	50	M16 x 2.0P	2 ~ 20	1.11
5072-529-032-125	HSK50A x PRO-E32 - 125	150	125	98	50	50	M16 x 2.0P	2 ~ 20	1.47
5072-529-032-150	HSK50A x PRO-E32 - 150	175	150	123	50	50	M16 x 2.0P	2 ~ 20	1.84

Features:

- ▶ Superior interchangeability with ER collets.
- ▶ The design of enlarged holder ID hole optimizes the coverage of ER collet, shortens the tool overhanging length, and improves runout accuracy and machining stability.
- ▶ The design of straight parts above and below the thread makes PRO-E tool holders have better contact with clamping nuts to achieve higher runout accuracy.
- ▶ PRO-E nuts without slots reduce the wind shear at high speed.

Product information:

- ▶ Balance: G2.5 25,000 rpm. Higher balancing grade and revolution can be done upon request but additional charge is needed.

Standard Accessory: • NUT

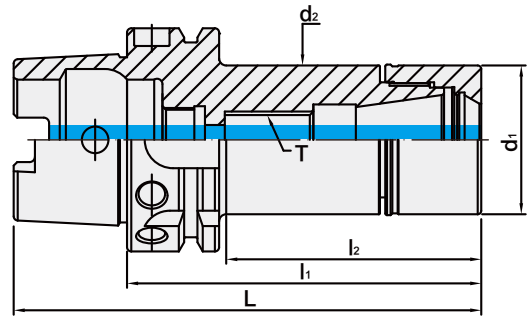
Collet	Nut	Coolant Supply Unit	Key	Preset Screw	Spanner
P.32~55	P.60	P.71	P.71	P.64	P.69



HSK / PRO-E COLLET CHUCK

HSK / PRO-E 筒夾式刀桿

(DIN 69893 - 1)



MODEL NO.	TYPE	L	l ₁	l ₂	d ₁	d ₂	T	SIZE RANGE	WEIGHT (KGS)
5073-529-016-070	HSK63A x PRO-E16 - 70	102	70	39	30	30	-	1 ~ 10	0.82
5073-529-016-100	HSK63A x PRO-E16 - 100	132	100	69	30	30	M10 x 1.5P	1 ~ 10	0.97
5073-529-016-125	HSK63A x PRO-E16 - 125	157	125	94	30	30	M10 x 1.5P	1 ~ 10	1.09
5073-529-016-150	HSK63A x PRO-E16 - 150	182	150	119	30	30	M10 x 1.5P	1 ~ 10	1.22
5073-529-016-200	HSK63A x PRO-E16 - 200	232	200	169	30	30	M10 x 1.5P	1 ~ 10	1.47
5073-529-020-070	HSK63A x PRO-E20 - 70	102	70	39	35	35	-	1 ~ 13	0.88
5073-529-020-100	HSK63A x PRO-E20 - 100	132	100	69	35	35	M12 x 1.75P	1 ~ 13	1.08
5073-529-020-125	HSK63A x PRO-E20 - 125	157	125	94	35	35	M12 x 1.75P	1 ~ 13	1.25
5073-529-020-150	HSK63A x PRO-E20 - 150	182	150	119	35	35	M12 x 1.75P	1 ~ 13	1.43
5073-529-020-200	HSK63A x PRO-E20 - 200	232	200	169	35	35	M12 x 1.75P	1 ~ 13	1.78
5073-529-025-070	HSK63A x PRO-E25 - 70	102	70	41	42	42	-	1 ~ 16	0.97
5073-529-025-100	HSK63A x PRO-E25 - 100	132	100	71	42	42	M16 x 2.0P	1 ~ 16	1.26
5073-529-025-125	HSK63A x PRO-E25 - 125	157	125	96	42	42	M16 x 2.0P	1 ~ 16	1.51
5073-529-025-150	HSK63A x PRO-E25 - 150	192	150	121	42	42	M16 x 2.0P	1 ~ 16	1.77
5073-529-025-200	HSK63A x PRO-E25 - 200	232	200	171	42	42	M16 x 2.0P	1 ~ 16	2.28
5073-529-032-080	HSK63A x PRO-E32 - 80	112	80	51	50	50	-	2 ~ 20	1.01
5073-529-032-100	HSK63A x PRO-E32 - 100	132	100	71	50	50	M16 x 2.0P	2 ~ 20	1.39
5073-529-032-125	HSK63A x PRO-E32 - 125	157	125	96	50	50	M16 x 2.0P	2 ~ 20	1.69
5073-529-032-150	HSK63A x PRO-E32 - 150	182	150	121	50	50	M16 x 2.0P	2 ~ 20	2.02
5073-529-032-200	HSK63A x PRO-E32 - 200	232	200	171	50	50	M16 x 2.0P	2 ~ 20	2.70



Features:

- ▶ Superior interchangeability with ER collets.
- ▶ The design of enlarged holder ID hole optimizes the coverage of ER collet, shortens the tool overhanging length, and improves runout accuracy and machining stability.
- ▶ The design of straight parts above and below the thread makes PRO-E tool holders have better contact with clamping nuts to achieve higher runout accuracy.
- ▶ PRO-E nuts without slots reduce the wind shear at high speed.

Product information:

- ▶ Balance: G2.5 25,000 rpm. Higher balancing grade and revolution can be done upon request but additional charge is needed.

Standard Accessory: • NUT

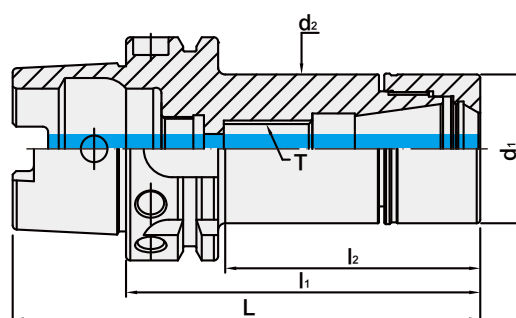
Collet	Nut	Coolant Supply Unit	Key	Preset Screw	Spanner
P.32~55	P.60	P.71	P.71	P.64	P.69



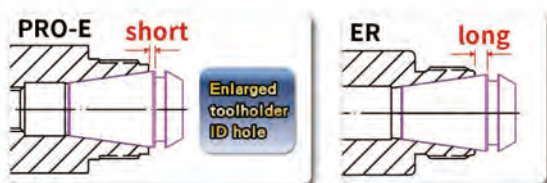
HSK / PRO-E COLLET CHUCK

HSK / PRO-E 筒夾式刀桿

(DIN 69893 - 1)



MODEL NO.	TYPE	L	l ₁	l ₂	d ₁	d ₂	T	SIZE RANGE	WEIGHT (KGS)
5073-529-016-070	HSK63A x PRO-E16 - 70	102	70	39	30	30	-	1 ~ 10	0.82
5073-529-016-100	HSK63A x PRO-E16 - 100	132	100	69	30	30	M10 x 1.5P	1 ~ 10	0.97
5073-529-016-125	HSK63A x PRO-E16 - 125	157	125	94	30	30	M10 x 1.5P	1 ~ 10	1.09
5073-529-016-150	HSK63A x PRO-E16 - 150	182	150	119	30	30	M10 x 1.5P	1 ~ 10	1.22
5073-529-016-200	HSK63A x PRO-E16 - 200	232	200	169	30	30	M10 x 1.5P	1 ~ 10	1.47
5073-529-020-070	HSK63A x PRO-E20 - 70	102	70	39	35	35	-	1 ~ 13	0.88
5073-529-020-100	HSK63A x PRO-E20 - 100	132	100	69	35	35	M12 x 1.75P	1 ~ 13	1.08
5073-529-020-125	HSK63A x PRO-E20 - 125	157	125	94	35	35	M12 x 1.75P	1 ~ 13	1.25
5073-529-020-150	HSK63A x PRO-E20 - 150	182	150	119	35	35	M12 x 1.75P	1 ~ 13	1.43
5073-529-020-200	HSK63A x PRO-E20 - 200	232	200	169	35	35	M12 x 1.75P	1 ~ 13	1.78
5073-529-025-070	HSK63A x PRO-E25 - 70	102	70	41	42	42	-	1 ~ 16	0.97
5073-529-025-100	HSK63A x PRO-E25 - 100	132	100	71	42	42	M16 x 2.0P	1 ~ 16	1.26
5073-529-025-125	HSK63A x PRO-E25 - 125	157	125	96	42	42	M16 x 2.0P	1 ~ 16	1.51
5073-529-025-150	HSK63A x PRO-E25 - 150	192	150	121	42	42	M16 x 2.0P	1 ~ 16	1.77
5073-529-025-200	HSK63A x PRO-E25 - 200	232	200	171	42	42	M16 x 2.0P	1 ~ 16	2.28
5073-529-032-080	HSK63A x PRO-E32 - 80	112	80	51	50	50	-	2 ~ 20	1.01
5073-529-032-100	HSK63A x PRO-E32 - 100	132	100	71	50	50	M16 x 2.0P	2 ~ 20	1.39
5073-529-032-125	HSK63A x PRO-E32 - 125	157	125	96	50	50	M16 x 2.0P	2 ~ 20	1.69
5073-529-032-150	HSK63A x PRO-E32 - 150	182	150	121	50	50	M16 x 2.0P	2 ~ 20	2.02
5073-529-032-200	HSK63A x PRO-E32 - 200	232	200	171	50	50	M16 x 2.0P	2 ~ 20	2.70



Features:

- ▶ Superior interchangeability with ER collets.
- ▶ The design of enlarged holder ID hole optimizes the coverage of ER collet, shortens the tool overhanging length, and improves runout accuracy and machining stability.
- ▶ The design of straight parts above and below the thread makes PRO-E tool holders have better contact with clamping nuts to achieve higher runout accuracy.
- ▶ PRO-E nuts without slots reduce the wind shear at high speed.

Product information:

- ▶ Balance: G2.5 25,000 rpm. Higher balancing grade and revolution can be done upon request but additional charge is needed.

Standard Accessory: • NUT

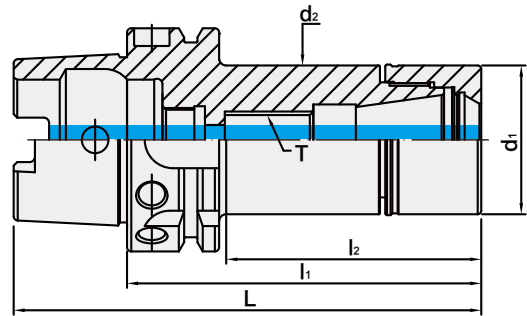
Collet	Nut	Coolant Supply Unit	Key	Preset Screw	Spanner
P.32~55	P.60	P.71	P.71	P.64	P.69



HSK / PRO-E COLLET CHUCK

HSK / PRO-E 筒夾式刀桿

(DIN 69893 - 1)



MODEL NO.	TYPE	L	l ₁	l ₂	d ₁	d ₂	T	SIZE RANGE	WEIGHT (KGS)
5074-529-016-070	HSK80A x PRO-E16 - 70	110	70	39	30	30	-	1 ~ 10	1.25
5074-529-016-100	HSK80A x PRO-E16 - 100	140	100	69	30	30	M10 x 1.5P	1 ~ 10	1.40
5074-529-016-125	HSK80A x PRO-E16 - 125	165	125	94	30	30	M10 x 1.5P	1 ~ 10	1.52
5074-529-016-150	HSK80A x PRO-E16 - 150	190	150	119	30	30	M10 x 1.5P	1 ~ 10	1.64
5074-529-016-200	HSK80A x PRO-E16 - 200	240	200	169	30	30	M10 x 1.5P	1 ~ 10	1.88
5074-529-020-070	HSK80A x PRO-E20 - 70	110	70	39	35	35	-	1 ~ 13	1.31
5074-529-020-100	HSK80A x PRO-E20 - 100	140	100	69	35	35	M12 x 1.75P	1 ~ 13	1.52
5074-529-020-125	HSK80A x PRO-E20 - 125	165	125	94	35	35	M12 x 1.75P	1 ~ 13	1.69
5074-529-020-150	HSK80A x PRO-E20 - 150	190	150	119	35	35	M12 x 1.75P	1 ~ 13	1.86
5074-529-020-200	HSK80A x PRO-E20 - 200	240	200	169	35	35	M12 x 1.75P	1 ~ 13	2.20
5074-529-025-070	HSK80A x PRO-E25 - 70	110	70	39	42	42	-	1 ~ 16	1.41
5074-529-025-100	HSK80A x PRO-E25 - 100	140	100	69	42	42	M16 x 2.0P	1 ~ 16	1.69
5074-529-025-125	HSK80A x PRO-E25 - 125	165	125	94	42	42	M16 x 2.0P	1 ~ 16	1.94
5074-529-025-150	HSK80A x PRO-E25 - 150	190	150	119	42	42	M16 x 2.0P	1 ~ 16	2.17
5074-529-025-200	HSK80A x PRO-E25 - 200	240	200	169	42	42	M16 x 2.0P	1 ~ 16	2.69
5074-529-032-080	HSK80A x PRO-E32 - 80	120	80	49	50	50	-	2 ~ 20	1.63
5074-529-032-100	HSK80A x PRO-E32 - 100	140	100	69	50	50	-	2 ~ 20	1.89
5074-529-032-125	HSK80A x PRO-E32 - 125	165	125	94	50	50	M16 x 2.0P	2 ~ 20	2.24
5074-529-032-150	HSK80A x PRO-E32 - 150	190	150	119	50	50	M16 x 2.0P	2 ~ 20	2.60
5074-529-032-200	HSK80A x PRO-E32 - 200	240	200	169	50	50	M16 x 2.0P	2 ~ 20	3.33



Features:

- ▶ Superior interchangeability with ER collets.
- ▶ The design of enlarged holder ID hole optimizes the coverage of ER collet, shortens the tool overhanging length, and improves runout accuracy and machining stability.
- ▶ The design of straight parts above and below the thread makes PRO-E tool holders have better contact with clamping nuts to achieve higher runout accuracy.
- ▶ PRO-E nuts without slots reduce the wind shear at high speed.

Product information:

- ▶ Balance: G2.5 25,000 rpm. Higher balancing grade and revolution can be done upon request but additional charge is needed.

Standard Accessory: • NUT

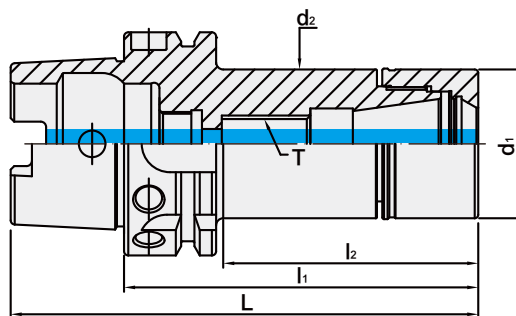
Collet	Nut	Coolant Supply Unit	Key	Preset Screw	Spanner
P.32~55	P.60	P.71	P.71	P.64	P.69



HSK / PRO-E COLLET CHUCK

HSK / PRO-E 筒夾式刀桿

(DIN 69893 - 1)



MODEL NO.	TYPE	L	l ₁	l ₂	d ₁	d ₂	T	SIZE RANGE	WEIGHT (KGS)
5074-529-016-070	HSK80A x PRO-E16 - 70	110	70	39	30	30	-	1 ~ 10	1.25
5074-529-016-100	HSK80A x PRO-E16 - 100	140	100	69	30	30	M10 x 1.5P	1 ~ 10	1.40
5074-529-016-125	HSK80A x PRO-E16 - 125	165	125	94	30	30	M10 x 1.5P	1 ~ 10	1.52
5074-529-016-150	HSK80A x PRO-E16 - 150	190	150	119	30	30	M10 x 1.5P	1 ~ 10	1.64
5074-529-016-200	HSK80A x PRO-E16 - 200	240	200	169	30	30	M10 x 1.5P	1 ~ 10	1.88
5074-529-020-070	HSK80A x PRO-E20 - 70	110	70	39	35	35	-	1 ~ 13	1.31
5074-529-020-100	HSK80A x PRO-E20 - 100	140	100	69	35	35	M12 x 1.75P	1 ~ 13	1.52
5074-529-020-125	HSK80A x PRO-E20 - 125	165	125	94	35	35	M12 x 1.75P	1 ~ 13	1.69
5074-529-020-150	HSK80A x PRO-E20 - 150	190	150	119	35	35	M12 x 1.75P	1 ~ 13	1.86
5074-529-020-200	HSK80A x PRO-E20 - 200	240	200	169	35	35	M12 x 1.75P	1 ~ 13	2.20
5074-529-025-070	HSK80A x PRO-E25 - 70	110	70	39	42	42	-	1 ~ 16	1.41
5074-529-025-100	HSK80A x PRO-E25 - 100	140	100	69	42	42	M16 x 2.0P	1 ~ 16	1.69
5074-529-025-125	HSK80A x PRO-E25 - 125	165	125	94	42	42	M16 x 2.0P	1 ~ 16	1.94
5074-529-025-150	HSK80A x PRO-E25 - 150	190	150	119	42	42	M16 x 2.0P	1 ~ 16	2.17
5074-529-025-200	HSK80A x PRO-E25 - 200	240	200	169	42	42	M16 x 2.0P	1 ~ 16	2.69
5074-529-032-080	HSK80A x PRO-E32 - 80	120	80	49	50	50	-	2 ~ 20	1.63
5074-529-032-100	HSK80A x PRO-E32 - 100	140	100	69	50	50	-	2 ~ 20	1.89
5074-529-032-125	HSK80A x PRO-E32 - 125	165	125	94	50	50	M16 x 2.0P	2 ~ 20	2.24
5074-529-032-150	HSK80A x PRO-E32 - 150	190	150	119	50	50	M16 x 2.0P	2 ~ 20	2.60
5074-529-032-200	HSK80A x PRO-E32 - 200	240	200	169	50	50	M16 x 2.0P	2 ~ 20	3.33



Features:

- ▶ Superior interchangeability with ER collets.
- ▶ The design of enlarged holder ID hole optimizes the coverage of ER collet, shortens the tool overhanging length, and improves runout accuracy and machining stability.
- ▶ The design of straight parts above and below the thread makes PRO-E tool holders have better contact with clamping nuts to achieve higher runout accuracy.
- ▶ PRO-E nuts without slots reduce the wind shear at high speed.

Product information:

- ▶ Balance: G2.5 25,000 rpm. Higher balancing grade and revolution can be done upon request but additional charge is needed.

Standard Accessory: • NUT

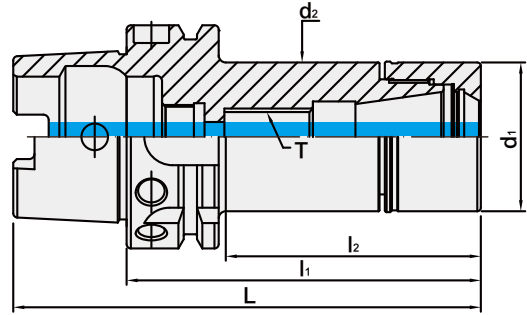
Collet	Nut	Coolant Supply Unit	Key	Preset Screw	Spanner
P.32~55	P.60	P.71	P.71	P.64	P.69



HSK / PRO-E COLLET CHUCK

HSK / PRO-E 筒夾式刀桿

(DIN 69893 - 1)



MODEL NO.	TYPE	L	l ₁	l ₂	d ₁	d ₂	T	SIZE RANGE	WEIGHT (KGS)
5075-529-016-100	HSK100A x PRO-E16 - 100	150	100	61	30	30	M10 x 1.5P	1 ~ 10	2.29
5075-529-016-125	HSK100A x PRO-E16 - 125	175	125	86	30	30	M10 x 1.5P	1 ~ 10	2.41
5075-529-016-150	HSK100A x PRO-E16 - 150	200	150	111	30	30	M10 x 1.5P	1 ~ 10	2.52
5075-529-016-200	HSK100A x PRO-E16 - 200	250	200	161	30	30	M10 x 1.5P	1 ~ 10	2.75
5075-529-020-100	HSK100A x PRO-E20 - 100	150	100	61	35	35	M12 x 1.75P	1 ~ 13	2.40
5075-529-020-125	HSK100A x PRO-E20 - 125	175	125	86	35	35	M12 x 1.75P	1 ~ 13	2.57
5075-529-020-150	HSK100A x PRO-E20 - 150	200	150	111	35	35	M12 x 1.75P	1 ~ 13	2.73
5075-529-020-200	HSK100A x PRO-E20 - 200	250	200	161	35	35	M12 x 1.75P	1 ~ 13	3.06
5075-529-025-100	HSK100A x PRO-E25 - 100	150	100	61	42	42	M16 x 2.0P	1 ~ 16	2.58
5075-529-025-125	HSK100A x PRO-E25 - 125	175	125	86	42	42	M16 x 2.0P	1 ~ 16	2.81
5075-529-025-150	HSK100A x PRO-E25 - 150	200	150	111	42	42	M16 x 2.0P	1 ~ 16	3.06
5075-529-025-200	HSK100A x PRO-E25 - 200	250	200	161	42	42	M16 x 2.0P	1 ~ 16	3.55
5075-529-032-100	HSK100A x PRO-E32 - 100	150	100	61	50	50	-	2 ~ 20	2.76
5075-529-032-125	HSK100A x PRO-E32 - 125	175	125	86	50	50	M16 x 2.0P	2 ~ 20	3.09
5075-529-032-150	HSK100A x PRO-E32 - 150	200	150	111	50	50	M16 x 2.0P	2 ~ 20	3.46
5075-529-032-200	HSK100A x PRO-E32 - 200	250	200	161	50	50	M16 x 2.0P	2 ~ 20	4.18
5076-529-016-100	HSK125A x PRO-E16 - 100	163	100	41	30	30	M10 x 1.5P	1 ~ 10	3.91
5076-529-016-125	HSK125A x PRO-E16 - 125	188	125	66	30	30	M10 x 1.5P	1 ~ 10	4.03
5076-529-016-150	HSK125A x PRO-E16 - 150	213	150	91	30	30	M10 x 1.5P	1 ~ 10	4.13
5076-529-016-200	HSK125A x PRO-E16 - 200	263	200	141	30	30	M10 x 1.5P	1 ~ 10	4.34
5076-529-020-100	HSK125A x PRO-E20 - 100	163	100	44	35	35	M12 x 1.75P	1 ~ 13	3.97
5076-529-020-125	HSK125A x PRO-E20 - 125	188	125	69	35	35	M12 x 1.75P	1 ~ 13	4.13
5076-529-020-150	HSK125A x PRO-E20 - 150	213	150	94	35	35	M12 x 1.75P	1 ~ 13	4.29
5076-529-020-200	HSK125A x PRO-E20 - 200	263	200	144	35	35	M12 x 1.75P	1 ~ 13	4.60
5076-529-025-100	HSK125A x PRO-E25 - 100	163	100	47	42	42	M16 x 2.0P	1 ~ 16	4.07
5076-529-025-125	HSK125A x PRO-E25 - 125	188	125	72	42	42	M16 x 2.0P	1 ~ 16	4.31
5076-529-025-150	HSK125A x PRO-E25 - 150	213	150	97	42	42	M16 x 2.0P	1 ~ 16	4.55
5076-529-025-200	HSK125A x PRO-E25 - 200	263	200	147	42	42	M16 x 2.0P	1 ~ 16	5.02
5076-529-032-100	HSK125A x PRO-E32 - 100	163	100	61	50	50	M16 x 2.0P	2 ~ 20	4.02
5076-529-032-125	HSK125A x PRO-E32 - 125	188	125	86	50	50	M16 x 2.0P	2 ~ 20	4.41
5076-529-032-150	HSK125A x PRO-E32 - 150	213	150	111	50	50	M16 x 2.0P	2 ~ 20	4.74
5076-529-032-200	HSK125A x PRO-E32 - 200	263	200	161	50	50	M16 x 2.0P	2 ~ 20	5.43

Standard Accessory: • NUT

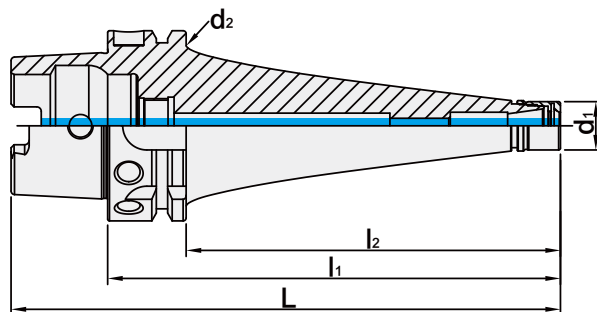
Collet	Nut	Coolant Supply Unit	Key	Preset Screw	Spanner
P.32~55	P.60	P.71	P.71	P.64	P.69

HSK / PRO-E COLLET CHUCK M TYPE

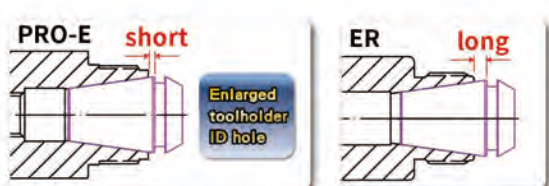


HSK / PRO-E 筒夾式刀桿

(DIN 69893 - 1)



MODEL NO.	TYPE	L	l ₁	l ₂	d ₁	d ₂	T	SIZE RANGE	WEIGHT (KGS)
5073-586-011-150	HSK63A x PRO-E11M - 150CUL	182	150	124	16	53	M6 x 1.0P	2 ~ 7	1.28
5073-586-011-200	HSK63A x PRO-E11M - 200CUL	232	200	174	16	53	M6 x 1.0P	2 ~ 7	1.48



Features:

- ▶ Superior interchangeability with ER collets.
- ▶ Assembled with ER spring collet (15µm, 10µm, 5µm), ERS metallic sealed collet (10µm, 5µm, 3µm) and ERS coolant FOD collet (10µm, 5µm, 3µm).
- ▶ The design of enlarged holder ID hole optimizes the coverage of ER collet, shortens the tool overhanging length, and improves runout accuracy and machining stability.
- ▶ The design of straight parts above and below the thread makes PRO-E tool holders have better contact with clamping nuts to achieve higher runout accuracy.
- ▶ PRO-E nuts without slots reduce the wind shear at high speed.

Product information:

- ▶ Balance: G2.5 25,000 rpm. Higher balancing grade and revolution can be done upon request but additional charge is needed.

Standard Accessory: • NUT

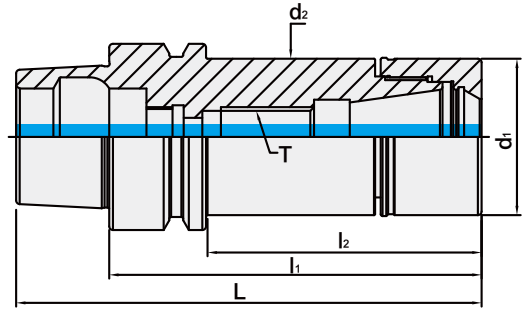
Collet	Nut	Coolant Supply Unit	Key	Preset Screw	Spanner
P.32~55	P.60	P.71	P.71	P.64	P.69



HSK / PRO-E COLLET CHUCK

HSK / PRO-E 筒夾式刀桿

(DIN 69893 - 5)



MODEL NO.	TYPE	L	l ₁	l ₂	d ₁	d ₂	T	SIZE RANGE	WEIGHT (KGS)
5097-529-016-060	HSK25E x PRO-E16 - 60	73	60	49	30	30	-	1 ~ 10	0.22
5097-529-016-065	HSK32E x PRO-E16 - 65	81	65	44	30	30	-	1 ~ 10	0.29
5099-529-016-060	HSK40E x PRO-E16 - 60	80	60	39	30	30	-	1 ~ 10	0.37
5099-529-020-070	HSK40E x PRO-E20 - 70	90	70	49	27.5	34	M12 x 1.75P	1 ~ 13	0.50
5099-529-020-100	HSK40E x PRO-E20 - 100	120	100	79	35	34	M12 x 1.75P	1 ~ 13	0.68
5099-529-020-125	HSK40E x PRO-E20 - 125	145	125	104	35	34	M12 x 1.75P	1 ~ 13	0.85
5099-529-025-070	HSK40E x PRO-E25 - 70	90	70	49.5	42	42	-	1 ~ 16	0.53
5099-529-025-100	HSK40E x PRO-E25 - 100	120	100	79.5	42	42	M16 x 2.0P	1 ~ 16	0.82
5099-529-025-125	HSK40E x PRO-E25 - 125	145	125	104.5	42	42	M16 x 2.0P	1 ~ 16	1.08
5099-529-025-150	HSK40E x PRO-E25 - 150	170	150	129.5	42	42	M16 x 2.0P	1 ~ 16	1.34
5099-529-032-070	HSK40E x PRO-E32 - 70	90	70	49.5	50	50	M16 x 2.0P	2 ~ 20	0.57
5099-529-032-100	HSK40E x PRO-E32 - 100	120	100	79.5	50	50	M16 x 2.0P	2 ~ 20	1.00
5100-584-011-055	HSK50E x PRO-E11M - 55	80	55	29	16	16	M6 x 1.0P	2 ~ 7	0.44
5100-584-011-080	HSK50E x PRO-E11M - 80	105	80	54	16	16	M6 x 1.0P	2 ~ 7	0.48
5100-529-016-070	HSK50E x PRO-E16 - 70	95	70	41	30	30	-	1 ~ 10	0.60
5100-529-016-100	HSK50E x PRO-E16 - 100	125	100	71	30	30	M10 x 1.5P	1 ~ 10	0.75
5100-529-020-070	HSK50E x PRO-E20 - 70	95	70	41	35	35	-	1 ~ 13	0.66
5100-529-020-100	HSK50E x PRO-E20 - 100	125	100	71	35	35	M12 x 1.75P	1 ~ 13	0.86
5100-529-020-125	HSK50E x PRO-E20 - 125	150	125	96	35	35	M12 x 1.75P	1 ~ 13	1.04
5100-529-020-150	HSK50E x PRO-E20 - 150	175	150	121	35	35	M12 x 1.75P	1 ~ 13	1.22
5100-529-025-070	HSK50E x PRO-E25 - 70	95	70	43.5	42	42	-	1 ~ 16	0.70
5100-529-025-100	HSK50E x PRO-E25 - 100	125	100	73.5	42	42	M16 x 2.0P	1 ~ 16	0.99
5100-529-032-070	HSK50E x PRO-E32 - 70	95	70	43.5	50	42	-	2 ~ 20	0.76
5100-529-032-100	HSK50E x PRO-E32 - 100	125	100	73	50	50	M16 x 2.0P	2 ~ 20	1.13
5100-529-032-125	HSK50E x PRO-E32 - 125	150	125	98	50	50	M16 x 2.0P	2 ~ 20	1.50
5100-529-032-150	HSK50E x PRO-E32 - 150	175	150	123	50	50	M16 x 2.0P	2 ~ 20	1.87

Features:

- ▶ Superior interchangeability with ER collets.
- ▶ The design of enlarged holder ID hole optimizes the coverage of ER collet, shortens the tool overhanging length, and improves runout accuracy and machining stability.
- ▶ The design of straight parts above and below the thread makes PRO-E tool holders have better contact with clamping nuts to achieve higher runout accuracy.
- ▶ PRO-E nuts without slots reduce the wind shear at high speed

Product information:

- ▶ Balance: G2.5 25,000 rpm. Higher balancing grade and revolution can be done upon request but additional charge is needed.

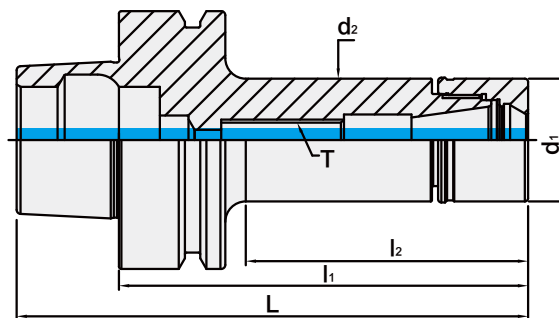
Standard Accessory: • NUT

Collet	Nut	Coolant Supply Unit	Key	Preset Screw	Spanner
P.32~55	P.60	P.71	P.71	P.64	P.69

HSK / PRO-E COLLET CHUCK

HSK / PRO-E 筒夾式刀桿

(DIN 69893 - 6)



MODEL NO.	TYPE	L	l ₁	l ₂	d ₁	d ₂	T	SIZE RANGE	WEIGHT (KGS)
5103-529-016-070	HSK63F x PRO-E16 - 70	95	70	39	30	30	-	1 ~ 10	0.82
5103-529-016-100	HSK63F x PRO-E16 - 100	125	100	69	30	30	M10 x 1.5P	1 ~ 10	0.97
5103-529-016-125	HSK63F x PRO-E16 - 125	150	125	94	30	30	M10 x 1.5P	1 ~ 10	1.10
5103-529-020-070	HSK63F x PRO-E20 - 70	95	70	39	35	35	-	1 ~ 13	0.88
5103-529-020-100	HSK63F x PRO-E20 - 100	125	100	69	35	35	M12 x 1.75P	1 ~ 13	1.09
5103-529-020-125	HSK63F x PRO-E20 - 125	150	125	94	35	35	M12 x 1.75P	1 ~ 13	1.27
5103-529-020-150	HSK63F x PRO-E20 - 150	175	150	119	35	35	M12 x 1.75P	1 ~ 13	1.45
5103-529-025-070	HSK63F x PRO-E25 - 70	95	70	41	42	42	-	1 ~ 16	0.97
5103-529-025-100	HSK63F x PRO-E25 - 100	125	100	71	42	42	M16 x 2.0P	1 ~ 16	1.26
5103-529-025-125	HSK63F x PRO-E25 - 125	150	125	96	42	42	M16 x 2.0P	1 ~ 16	1.52
5103-529-032-070	HSK63F x PRO-E32 - 70	95	70	41	50	50	-	2 ~ 20	1.00
5103-529-032-100	HSK63F x PRO-E32 - 100	125	100	71	50	50	M16 x 2.0P	2 ~ 20	1.38
5103-529-032-125	HSK63F x PRO-E32 - 125	150	125	96	50	50	M16 x 2.0P	2 ~ 20	1.70
5103-529-032-150	HSK63F x PRO-E32 - 150	175	150	121	50	50	M16 x 2.0P	2 ~ 20	2.04

Features:

- ▶ Superior interchangeability with ER collets.
- ▶ The design of enlarged holder ID hole optimizes the coverage of ER collet, shortens the tool overhanging length, and improves runout accuracy and machining stability.
- ▶ The design of straight parts above and below the thread makes PRO-E tool holders have better contact with clamping nuts to achieve higher runout accuracy.
- ▶ PRO-E nuts without slots reduce the wind shear at high speed

Product information:

- ▶ Balance: G2.5 25,000 rpm. Higher balancing grade and revolution can be done upon request but additional charge is needed.

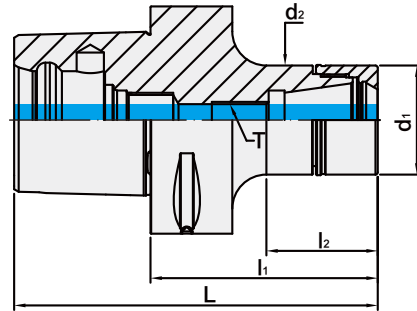
Standard Accessory: • NUT

Collet	Nut	Coolant Supply Unit	Key	Preset Screw	Spanner
P.32~55	P.60	P.71	P.71	P.64	P.69



PSC / PRO-E COLLET CHUCK

PSC / PRO-E 筒夾式刀桿



MODEL NO.	TYPE	L	l ₁	l ₂	d ₁	d ₂	-	SIZE RANGE	WEIGHT (KGS)
5133-529-016-070	PSC40-ID x PRO-E16 - 70	94	70	47	30	30	M10 x 1.5P	1 ~ 10	0.47
5133-529-016-100	PSC40-ID x PRO-E16 - 100	124	100	77	30	30	M10 x 1.5P	1 ~ 10	0.60
5133-529-020-070	PSC40-ID x PRO-E20 - 70	94	70	47.5	35	35	M12 x 1.75P	1 ~ 13	0.54
5133-529-020-100	PSC40-ID x PRO-E20 - 100	124	100	77.5	35	35	M12 x 1.75P	1 ~ 13	0.73
5133-529-025-070	PSC40-ID x PRO-E25 - 70	94	70	49	42	42	M16 x 2.0P	1 ~ 16	0.64
5133-529-025-100	PSC40-ID x PRO-E25 - 100	124	100	79	42	42	M16 x 2.0P	1 ~ 16	0.93
5133-529-032-070	PSC40-ID x PRO-E32 - 70	94	70	46	50	50	-	2 ~ 20	0.73
5133-529-032-100	PSC40-ID x PRO-E32 - 100	124	100	76	50	50	M16 x 2.0P	2 ~ 20	1.12
5133-529-032-125	PSC40-ID x PRO-E32 - 125	149	125	101	50	50	M16 x 2.0P	2 ~ 20	1.48
5133-529-032-150	PSC40-ID x PRO-E32 - 150	174	150	126	50	50	M16 x 2.0P	2 ~ 20	1.83
5134-529-016-070	PSC50-ID x PRO-E16 - 70	100	70	45	30	30	-	1 ~ 10	0.63
5134-529-016-100	PSC50-ID x PRO-E16 - 100	130	100	75	30	30	M10 x 1.5P	1 ~ 10	0.78
5134-529-016-125	PSC50-ID x PRO-E16 - 125	155	125	100	30	30	M10 x 1.5P	1 ~ 10	0.88
5134-529-016-150	PSC50-ID x PRO-E16 - 150	180	150	125	30	30	M10 x 1.5P	1 ~ 10	0.99
5134-529-020-070	PSC50-ID x PRO-E20 - 70	100	70	47	35	35	-	1 ~ 13	0.70
5134-529-020-100	PSC50-ID x PRO-E20 - 100	130	100	77	35	35	M12 x 1.75P	1 ~ 13	0.90
5134-529-020-125	PSC50-ID x PRO-E20 - 125	155	125	102	35	35	M12 x 1.75P	1 ~ 13	1.05
5134-529-020-150	PSC50-ID x PRO-E20 - 150	180	150	127	35	35	M12 x 1.75P	1 ~ 13	1.21
5134-529-025-070	PSC50-ID x PRO-E25 - 70	100	70	49	42	42	-	1 ~ 16	0.80
5134-529-025-100	PSC50-ID x PRO-E25 - 100	130	100	79	42	42	M16 x 2.0P	1 ~ 16	1.09
5134-529-025-125	PSC50-ID x PRO-E25 - 125	155	125	104	42	42	M16 x 2.0P	1 ~ 16	1.32
5134-529-025-150	PSC50-ID x PRO-E25 - 150	180	150	129	42	42	M16 x 2.0P	1 ~ 16	1.56
5134-529-032-070	PSC50-ID x PRO-E32 - 70	100	70	50	50	50	-	2 ~ 20	0.90
5134-529-032-100	PSC50-ID x PRO-E32 - 100	130	100	80	50	50	M16 x 2.0P	2 ~ 20	1.32
5134-529-032-125	PSC50-ID x PRO-E32 - 125	155	125	105	50	50	M16 x 2.0P	2 ~ 20	1.66
5134-529-032-150	PSC50-ID x PRO-E32 - 150	180	150	130	50	50	M16 x 2.0P	2 ~ 20	2.00

Features:

- ▶ Superior interchangeability with ER collets.
- ▶ The design of enlarged holder ID hole optimizes the coverage of ER collet, shortens the tool overhanging length, and improves runout accuracy and machining stability.
- ▶ The design of straight parts above and below the thread makes PRO-E tool holders have better contact with clamping nuts to achieve higher runout accuracy.
- ▶ PRO-E nuts without slots reduce the wind shear at high speed.

Product information:

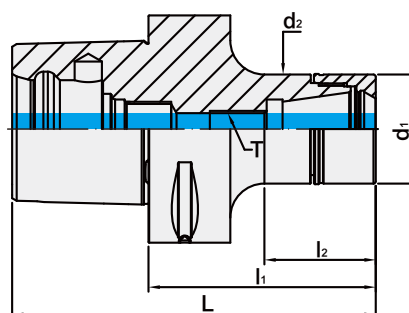
- ▶ Balance: G2.5 25,000 rpm. Higher balancing grade and revolution can be done upon request but additional charge is needed.

Standard Accessory: • NUT

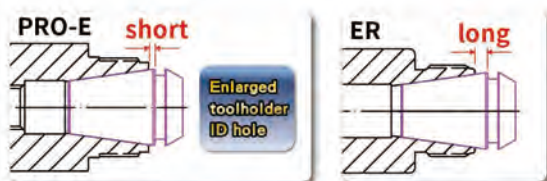
Collet	Nut	Coolant Supply Unit	Preset Screw	Spanner	KEY
P.32~55	P.60	P.71	P.64	P.69	P.71

PSC / PRO-E COLLET CHUCK

PSC / PRO-E 筒夾式刀桿



MODEL NO.	TYPE	L	l ₁	l ₂	d ₁	d ₂	T	SIZE RANGE	WEIGHT (KGS)
5135-529-016-070	PSC63-ID x PRO-E16 - 70	108	70	43	30	30	-	1 ~ 10	0.94
5135-529-016-100	PSC63-ID x PRO-E16 - 100	138	100	73	30	30	M10 x 1.5P	1 ~ 10	1.09
5135-529-016-125	PSC63-ID x PRO-E16 - 125	163	125	98	30	30	M10 x 1.5P	1 ~ 10	1.18
5135-529-016-150	PSC63-ID x PRO-E16 - 150	188	150	123	30	30	M10 x 1.5P	1 ~ 10	1.26
5135-529-016-200	PSC63-ID x PRO-E16 - 200	238	200	173	30	30	M10 x 1.5P	1 ~ 10	1.44
5135-529-020-070	PSC63-ID x PRO-E20 - 70	108	70	43	35	35	-	1 ~ 13	1.00
5135-529-020-100	PSC63-ID x PRO-E20 - 100	138	100	70	35	35	M12 x 1.75P	1 ~ 13	1.21
5135-529-020-125	PSC63-ID x PRO-E20 - 125	163	125	95	35	35	M12 x 1.75P	1 ~ 13	1.35
5135-529-020-150	PSC63-ID x PRO-E20 - 150	188	150	120	35	35	M12 x 1.75P	1 ~ 13	1.49
5135-529-020-200	PSC63-ID x PRO-E20 - 200	238	200	170	35	35	M12 x 1.75P	1 ~ 13	1.76
5135-529-025-070	PSC63-ID x PRO-E25 - 70	108	70	45	42	42	-	1 ~ 16	1.11
5135-529-025-100	PSC63-ID x PRO-E25 - 100	138	100	75	42	42	M16 x 2.0P	1 ~ 16	1.39
5135-529-025-125	PSC63-ID x PRO-E25 - 125	163	125	100	42	42	M16 x 2.0P	1 ~ 16	1.60
5135-529-025-150	PSC63-ID x PRO-E25 - 150	188	150	125	42	42	M16 x 2.0P	1 ~ 16	1.82
5135-529-025-200	PSC63-ID x PRO-E25 - 200	238	200	175	42	42	M16 x 2.0P	1 ~ 16	2.26
5135-529-032-070	PSC63-ID x PRO-E32 - 70	108	70	45	50	50	-	2 ~ 20	1.21
5135-529-032-100	PSC63-ID x PRO-E32 - 100	138	100	75	50	50	M16 x 2.0P	2 ~ 20	1.61
5135-529-032-125	PSC63-ID x PRO-E32 - 125	163	125	100	50	50	M16 x 2.0P	2 ~ 20	1.94
5135-529-032-150	PSC63-ID x PRO-E32 - 150	188	150	125	50	50	M16 x 2.0P	2 ~ 20	2.27
5135-529-032-200	PSC63-ID x PRO-E32 - 200	238	200	175	50	50	M16 x 2.0P	2 ~ 20	2.93



Features:

- ▶ Superior interchangeability with ER collets.
- ▶ The design of enlarged holder ID hole optimizes the coverage of ER collet, shortens the tool overhanging length, and improves runout accuracy and machining stability.
- ▶ The design of straight parts above and below the thread makes PRO-E tool holders have better contact with clamping nuts to achieve higher runout accuracy.
- ▶ PRO-E nuts without slots reduce the wind shear at high speed.

Product information:

- ▶ Balance: G2.5 25,000 rpm. Higher balancing grade and revolution can be done upon request but additional charge is needed.

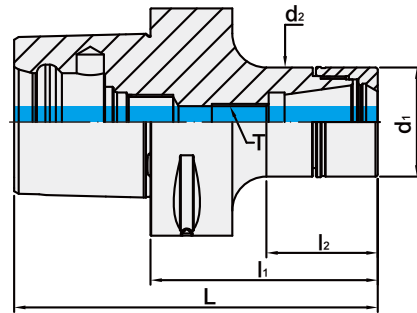
Standard Accessory: • NUT

Collet	Nut	Coolant Supply Unit	Preset Screw	Spanner	KEY
P.32~55	P.60	P.71	P.64	P.69	P.71



PSC / PRO-E COLLET CHUCK

PSC / PRO-E 筒夾式刀桿



MODEL NO.	TYPE	L	l ₁	l ₂	d ₁	d ₂	T	SIZE RANGE	WEIGHT (KGS)
5136-529-016-100	PSC80-ID x PRO-E16 - 100	148	100	65	30	30	M10 x 1.5P	1 ~ 10	2.00
5136-529-016-125	PSC80-ID x PRO-E16 - 125	173	125	90	30	30	M10 x 1.5P	1 ~ 10	2.13
5136-529-016-150	PSC80-ID x PRO-E16 - 150	198	150	110	30	30	M10 x 1.5P	1 ~ 10	2.27
5136-529-016-200	PSC80-ID x PRO-E16 - 200	248	200	160	30	30	M10 x 1.5P	1 ~ 10	2.52
5136-529-020-100	PSC80-ID x PRO-E20 - 100	148	100	65	35	35	M12 x 1.75P	1 ~ 13	2.10
5136-529-020-125	PSC80-ID x PRO-E20 - 125	173	125	90	35	35	M12 x 1.75P	1 ~ 13	2.28
5136-529-020-150	PSC80-ID x PRO-E20 - 150	198	150	110	35	35	M12 x 1.75P	1 ~ 13	2.46
5136-529-020-200	PSC80-ID x PRO-E20 - 200	248	200	160	35	35	M12 x 1.75P	1 ~ 13	2.80
5136-529-025-100	PSC80-ID x PRO-E25 - 100	148	100	65	42	42	M16 x 2.0P	1 ~ 16	2.26
5136-529-025-125	PSC80-ID x PRO-E25 - 125	173	125	90	42	42	M16 x 2.0P	1 ~ 16	2.50
5136-529-025-150	PSC80-ID x PRO-E25 - 150	198	150	110	42	42	M16 x 2.0P	1 ~ 16	2.76
5136-529-025-200	PSC80-ID x PRO-E25 - 200	248	200	160	42	42	M16 x 2.0P	1 ~ 16	3.23
5136-529-032-100	PSC80-ID x PRO-E32 - 100	148	100	65	50	50	M16 x 2.0P	2 ~ 20	2.46
5136-529-032-125	PSC80-ID x PRO-E32 - 125	173	125	90	50	50	M16 x 2.0P	2 ~ 20	2.79
5136-529-032-150	PSC80-ID x PRO-E32 - 150	198	150	115	50	50	M16 x 2.0P	2 ~ 20	3.14
5136-529-032-200	PSC80-ID x PRO-E32 - 200	248	200	165	50	50	M16 x 2.0P	2 ~ 20	3.84



Features:

- ▶ Superior interchangeability with ER collets.
- ▶ The design of enlarged holder ID hole optimizes the coverage of ER collet, shortens the tool overhanging length, and improves runout accuracy and machining stability.
- ▶ The design of straight parts above and below the thread makes PRO-E tool holders have better contact with clamping nuts to achieve higher runout accuracy.
- ▶ PRO-E nuts without slots reduce the wind shear at high speed.

Product information:

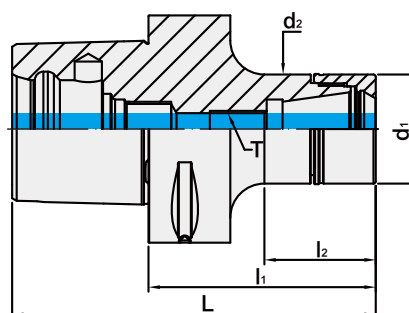
- ▶ Balance: G2.5 25,000 rpm. Higher balancing grade and revolution can be done upon request but additional charge is needed.

Standard Accessory: • NUT

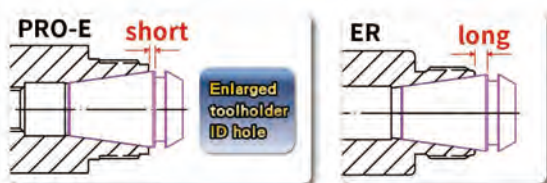
Collet	Nut	Coolant Supply Unit	Preset Screw	Spanner	KEY
P.32~55	P.60	P.71	P.64	P.69	P.71

PSC / PRO-E COLLET CHUCK

PSC / PRO-E 筒夾式刀桿



MODEL NO.	TYPE	L	l ₁	l ₂	d ₁	d ₂	T	SIZE RANGE	WEIGHT (KGS)
5138-529-016-100	PSC100-ID x PRO-E16 - 100	160	100	44	30	30	M10 x 1.5P	1 ~ 10	3.98
5138-529-016-125	PSC100-ID x PRO-E16 - 125	185	125	69	30	30	M10 x 1.5P	1 ~ 10	4.11
5138-529-016-150	PSC100-ID x PRO-E16 - 150	210	150	94	30	30	M10 x 1.5P	1 ~ 10	4.23
5138-529-016-200	PSC100-ID x PRO-E16 - 200	260	200	144	30	30	M10 x 1.5P	1 ~ 10	4.48
5138-529-020-100	PSC100-ID x PRO-E20 - 100	160	100	49	35	35	M12 x 1.75P	1 ~ 13	3.94
5138-529-020-125	PSC100-ID x PRO-E20 - 125	185	125	74	35	35	M12 x 1.75P	1 ~ 13	4.13
5138-529-020-150	PSC100-ID x PRO-E20 - 150	210	150	99	35	35	M12 x 1.75P	1 ~ 13	4.30
5138-529-020-200	PSC100-ID x PRO-E20 - 200	260	200	149	35	35	M12 x 1.75P	1 ~ 13	4.63
5138-529-025-100	PSC100-ID x PRO-E25 - 100	160	100	49	42	42	M16 x 2.0P	1 ~ 16	4.08
5138-529-025-125	PSC100-ID x PRO-E25 - 125	185	125	74	42	42	M16 x 2.0P	1 ~ 16	4.32
5138-529-025-150	PSC100-ID x PRO-E25 - 150	210	150	99	42	42	M16 x 2.0P	1 ~ 16	4.55
5138-529-025-200	PSC100-ID x PRO-E25 - 200	260	200	149	42	42	M16 x 2.0P	1 ~ 16	5.03
5138-529-032-100	PSC100-ID x PRO-E32 - 100	160	100	49	50	50	M16 x 2.0P	2 ~ 20	4.23
5138-529-032-125	PSC100-ID x PRO-E32 - 125	185	125	74	50	50	M16 x 2.0P	2 ~ 20	4.58
5138-529-032-150	PSC100-ID x PRO-E32 - 150	210	150	99	50	50	M16 x 2.0P	2 ~ 20	4.93
5138-529-032-200	PSC100-ID x PRO-E32 - 200	260	200	149	50	50	M16 x 2.0P	2 ~ 20	5.63



Features:

- ▶ Superior interchangeability with ER collets.
- ▶ The design of enlarged holder ID hole optimizes the coverage of ER collet, shortens the tool overhanging length, and improves runout accuracy and machining stability.
- ▶ The design of straight parts above and below the thread makes PRO-E tool holders have better contact with clamping nuts to achieve higher runout accuracy.
- ▶ PRO-E nuts without slots reduce the wind shear at high speed.

Product information:

- ▶ Balance: G2.5 25,000 rpm. Higher balancing grade and revolution can be done upon request but additional charge is needed.

Standard Accessory: • NUT

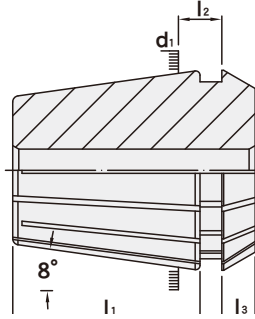
Collet	Nut	Coolant Supply Unit	Preset Screw	Spanner	KEY
					
P.32~55	P.60	P.71	P.64	P.69	P.71



ER COLLET

ER 彈性筒夾

(DIN ISO 15488)



TW PAT NO. M261313
 TW PAT NO. M266126
 J P PAT NO. 3108255
 J P PAT NO. 3108254

TYPE	d ₁	d ₂	L	l ₁	l ₂	l ₃	WEIGHT (KGS)
ER8	8	8.5	13.5	10.8	2.98	1.5	0.01
ER11	11	11.5	18	13.5	3.8	2.5	0.01
ER16	16	17	27.5	20.8	6.26	4	0.03
ER20	20	21	31.5	23.9	6.36	4.8	0.04
ER25	25	26	34	25.9	6.66	5	0.06
ER32	32	33	40	30.9	7.16	5.5	0.10
ER40	40	41	46	34.9	7.66	7	0.25
ER50	50	51.85	60	46	12.6	8.5	0.45

ER8		ER11		ER16		ER20	
MODEL NO.	SIZE	MODEL NO.	SIZE	MODEL NO.	SIZE	MODEL NO.	SIZE
5250-122-008-001	1 - 0.5	5250-122-011-001	1 - 0.5	5250-122-016-001	1 - 0.5	5250-122-020-001	1 - 0.5
5250-122-008-001.5	1.5 - 1	5250-122-011-001.5	1.5 - 1	5250-122-016-001.5	1.5 - 1	5250-122-020-001.5	1.5 - 1
5250-122-008-002	2 - 1.5	5250-122-011-002	2 - 1.5	5250-122-016-002	2 - 1.5	5250-122-020-002	2 - 1.5
5250-122-008-002.5	2.5 - 2	5250-122-011-002.5	2.5 - 2	5250-122-016-002.5	2.5 - 2	5250-122-020-002.5	2.5 - 2
5250-122-008-003	3 - 2.5	5250-122-011-003	3 - 2.5	5250-122-016-003	3 - 2	5250-122-020-003	3 - 2
5250-122-008-003.5	3.5 - 3	5250-122-011-003.5	3.5 - 3	5250-122-016-003.5	3.5 - 2.5	5250-122-020-003.5	3.5 - 2.5
5250-122-008-004	4 - 3.5	5250-122-011-004	4 - 3.5	5250-122-016-004	4 - 3	5250-122-020-004	4 - 3
5250-122-008-004.5	4.5 - 4	5250-122-011-004.5	4.5 - 4	5250-122-016-004.5	4.5 - 3.5	5250-122-020-004.5	4.5 - 3.5
5250-122-008-005	5 - 4.5	5250-122-011-005	5 - 4.5	5250-122-016-005	5 - 4	5250-122-020-005	5 - 4
INCHES		5250-122-011-005.5	5.5 - 5	5250-122-016-005.5	5.5 - 4.5	5250-122-020-005.5	5.5 - 4.5
5250-122-008-A04	0.043 - 0.062	5250-122-011-006	6 - 5.5	5250-122-016-006	6 - 5	5250-122-020-006	6 - 5
5250-122-008-A08	0.086 - 0.125	5250-122-011-006.5	6.5 - 6	5250-122-016-006.5	6.5 - 5.5	5250-122-020-006.5	6.5 - 5.5
5250-122-008-A12	0.148 - 0.187	5250-122-011-007	7 - 6.5	5250-122-016-007	7 - 6	5250-122-020-007	7 - 6
		INCHES		5250-122-016-007.5	7.5 - 6.5	5250-122-020-007.5	7.5 - 6.5
		5250-122-011-A04	0.043 - 0.062	5250-122-016-008	8 - 7	5250-122-020-008	8 - 7
		5250-122-011-A06	0.054 - 0.093	5250-122-016-008.5	8.5 - 7.5	5250-122-020-008.5	8.5 - 7.5
		5250-122-011-A08	0.086 - 0.125	5250-122-016-009	9 - 8	5250-122-020-009	9 - 8
		5250-122-011-A10	0.117 - 0.156	5250-122-016-009.5	9.5 - 8.5	5250-122-020-009.5	9.5 - 8.5
		5250-122-011-A12	0.148 - 0.187	5250-122-016-010	10 - 9	5250-122-020-010	10 - 9
		5250-122-011-A14	0.179~0.218	INCHES		5250-122-020-010.5	10.5 - 9.5
		5250-122-011-A16	0.211~0.25	5250-122-016-A04	0.043 - 0.062	5250-122-020-011	11 - 10
				5250-122-016-A06	0.054 - 0.093	5250-122-020-011.5	11.5 - 10.5
				5250-122-016-A08	0.086 - 0.125	5250-122-020-012	12 - 11
				5250-122-016-A10	0.117 - 0.156	5250-122-020-012.5	12.5 - 11.5
				5250-122-016-A12	0.148 - 0.187	5250-122-020-013	13 - 12
				5250-122-016-A14	0.179 - 0.218	INCHES	
				5250-122-016-A16	0.211 - 0.25	5250-122-020-A04	0.043 - 0.062
				5250-122-016-A18	0.242 - 0.281	5250-122-020-A06	0.054 - 0.093
				5250-122-016-A20	0.273 - 0.312	5250-122-020-A08	0.086 - 0.125
				5250-122-016-A22	0.304 - 0.343	5250-122-020-A10	0.117 - 0.156
				5250-122-016-A24	0.336 - 0.375	5250-122-020-A12	0.148 - 0.187
				5250-122-016-A26	0.367 - 0.406	5250-122-020-A14	0.179 - 0.218
						5250-122-020-A16	0.211 - 0.25
						5250-122-020-A18	0.242 - 0.281
						5250-122-020-A20	0.273 - 0.312
						5250-122-020-A22	0.304 - 0.343
						5250-122-020-A24	0.336 - 0.375
						5250-122-020-A26	0.367 - 0.406
						5250-122-020-A28	0.398 - 0.437
						5250-122-020-A30	0.429 - 0.468
						5250-122-020-A32	0.461 - 0.5

Features:

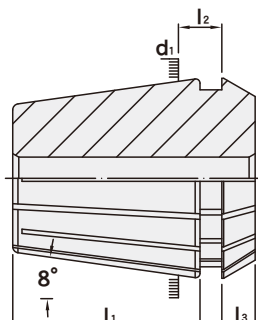
- ▶ Runout accuracy: 15µm, A class 10µm, UP class 5µm. Please indicate the runout accuracy needed when placing an order.
- ▶ Design: 8 slots in front and back, with good flexibility and convenient for clamping tools.
- ▶ Clamping range: ER8, ER11: 0.5mm; ER16,20,25,32,40: 1mm (ID ≥ 3mm), 0.5mm (ID < 3mm); ER50: 2mm (ID > 10mm), 1mm (ID ≤ 10mm).
- ▶ Surface roughness: Ra < 0.25µm, A class Ra < 0.15µm, UP class Ra < 0.1µm.
- ▶ Used for drills, taps, mills and reamers, etc.



ER COLLET

ER 彈性筒夾

(DIN ISO 15488)



TW PAT NO. M261313
TW PAT NO. M266126
J P PAT NO. 3108255
J P PAT NO. 3108254

TYPE	d ₁	d ₂	L	l ₁	l ₂	l ₃	WEIGHT (KGS)
ER8	8	8.5	13.5	10.8	2.98	1.5	0.01
ER11	11	11.5	18	13.5	3.8	2.5	0.01
ER16	16	17	27.5	20.8	6.26	4	0.03
ER20	20	21	31.5	23.9	6.36	4.8	0.04
ER25	25	26	34	25.9	6.66	5	0.06
ER32	32	33	40	30.9	7.16	5.5	0.10
ER40	40	41	46	34.9	7.66	7	0.25
ER50	50	51.85	60	46	12.6	8.5	0.45

ER25			
MODEL NO.	SIZE	MODEL NO.	SIZE
5250-122-025-001	1 - 0.5	5250-122-025-009	9 - 8
5250-122-025-001.5	1.5 - 1	5250-122-025-009.5	9.5 - 8.5
5250-122-025-002	2 - 1.5	5250-122-025-010	10 - 9
5250-122-025-002.5	2.5 - 2	5250-122-025-010.5	10.5 - 9.5
5250-122-025-003	3 - 2	5250-122-025-011	11 - 10
5250-122-025-003.5	3.5 - 2.5	5250-122-025-011.5	11.5 - 10.5
5250-122-025-004	4 - 3	5250-122-025-012	12 - 11
5250-122-025-004.5	4.5 - 3.5	5250-122-025-012.5	12.5 - 11.5
5250-122-025-005	5 - 4	5250-122-025-013	13 - 12
5250-122-025-005.5	5.5 - 4.5	5250-122-025-013.5	13.5 - 12.5
5250-122-025-006	6 - 5	5250-122-025-014	14 - 13
5250-122-025-006.5	6.5 - 5.5	5250-122-025-014.5	14.5 - 13.5
5250-122-025-007	7 - 6	5250-122-025-015	15 - 14
5250-122-025-007.5	7.5 - 6.5	5250-122-025-015.5	15.5 - 14.5
5250-122-025-008	8 - 7	5250-122-025-016	16 - 15
5250-122-025-008.5	8.5 - 7.5		

INCHES

5250-122-025-A06	0.054 - 0.093	5250-122-025-A24	0.336 - 0.375
5250-122-025-A08	0.086 - 0.125	5250-122-025-A26	0.367 - 0.406
5250-122-025-A10	0.117 - 0.156	5250-122-025-A28	0.398 - 0.437
5250-122-025-A12	0.148 - 0.187	5250-122-025-A30	0.429 - 0.468
5250-122-025-A14	0.179 - 0.218	5250-122-025-A32	0.461 - 0.5
5250-122-025-A16	0.211 - 0.250	5250-122-025-A34	0.492 - 0.531
5250-122-025-A18	0.242 - 0.281	5250-122-025-A36	0.523 - 0.562
5250-122-025-A20	0.273 - 0.312	5250-122-025-A38	0.554 - 0.593
5250-122-025-A22	0.304 - 0.343	5250-122-025-A40	0.586 - 0.625

ER32			
MODEL NO.	SIZE	MODEL NO.	SIZE
5250-122-032-002	2 - 1.5	5250-122-032-011.5	11.5 - 10.5
5250-122-032-002.5	2.5 - 2	5250-122-032-012	12 - 11
5250-122-032-003	3 - 2	5250-122-032-012.5	12.5 - 11.5
5250-122-032-003.5	3.5 - 2.5	5250-122-032-013	13 - 12
5250-122-032-004	4 - 3	5250-122-032-013.5	13.5 - 12.5
5250-122-032-004.5	4.5 - 3.5	5250-122-032-014	14 - 13
5250-122-032-005	5 - 4	5250-122-032-014.5	14.5 - 13.5
5250-122-032-005.5	5.5 - 4.5	5250-122-032-015	15 - 14
5250-122-032-006	6 - 5	5250-122-032-015.5	15.5 - 14.5
5250-122-032-006.5	6.5 - 5.5	5250-122-032-016	16 - 15
5250-122-032-007	7 - 6	5250-122-032-016.5	16.5 - 15.5
5250-122-032-007.5	7.5 - 6.5	5250-122-032-017	17 - 16
5250-122-032-008	8 - 7	5250-122-032-017.5	17.5 - 16.5
5250-122-032-008.5	8.5 - 7.5	5250-122-032-018	18 - 17
5250-122-032-009	9 - 8	5250-122-032-018.5	18.5 - 17.5
5250-122-032-009.5	9.5 - 8.5	5250-122-032-019	19 - 18
5250-122-032-010	10 - 9	5250-122-032-019.5	19.5 - 18.5
5250-122-032-010.5	10.5 - 9.5	5250-122-032-020	20 - 19
5250-122-032-011	11 - 10		

INCHES

5250-122-032-A04	0.043 - 0.062	5250-122-032-A28	0.398 - 0.437
5250-122-032-A06	0.054 - 0.093	5250-122-032-A30	0.429 - 0.468
5250-122-032-A08	0.086 - 0.125	5250-122-032-A32	0.461 - 0.5
5250-122-032-A10	0.117 - 0.156	5250-122-032-A34	0.492 - 0.531
5250-122-032-A12	0.148 - 0.187	5250-122-032-A36	0.523 - 0.562
5250-122-032-A14	0.179 - 0.218	5250-122-032-A38	0.554 - 0.593
5250-122-032-A16	0.211 - 0.25	5250-122-032-A40	0.586 - 0.625
5250-122-032-A18	0.242 - 0.281	5250-122-032-A42	0.617 - 0.656
5250-122-032-A20	0.273 - 0.312	5250-122-032-A44	0.648 - 0.687
5250-122-032-A22	0.304 - 0.343	5250-122-032-A46	0.679 - 0.718
5250-122-032-A24	0.336 - 0.375	5250-122-032-A48	0.711 - 0.75
5250-122-032-A26	0.367 - 0.406		

Features:

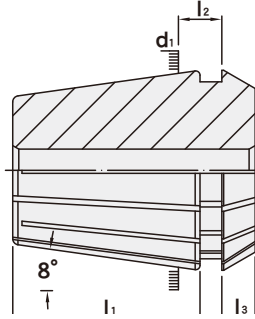
- ▶ Runout accuracy: 15µm, A class 10µm, UP class 5µm. Please indicate the runout accuracy needed when placing an order.
- ▶ Design: 8 slots in front and back, with good flexibility and convenient for clamping tools.
- ▶ Clamping range: ER8, ER11: 0.5mm; ER16,20,25,32,40: 1mm (ID ≥ 3mm), 0.5mm (ID < 3mm); ER50: 2mm (ID > 10mm), 1mm (ID ≤ 10mm).
- ▶ Surface roughness: Ra < 0.25µm, A class Ra < 0.15µm, UP class Ra < 0.1µm.
- ▶ Used for drills, taps, mills and reamers, etc.



ER COLLET

ER 彈性筒夾

(DIN ISO 15488)



TW PAT NO. M261313
 TW PAT NO. M266126
 J P PAT NO. 3108255
 J P PAT NO. 3108254

TYPE	d ₁	d ₂	L	l ₁	l ₂	l ₃	WEIGHT (KGS)
ER8	8	8.5	13.5	10.8	2.98	1.5	0.01
ER11	11	11.5	18	13.5	3.8	2.5	0.01
ER16	16	17	27.5	20.8	6.26	4	0.03
ER20	20	21	31.5	23.9	6.36	4.8	0.04
ER25	25	26	34	25.9	6.66	5	0.06
ER32	32	33	40	30.9	7.16	5.5	0.10
ER40	40	41	46	34.9	7.66	7	0.25
ER50	50	51.85	60	46	12.6	8.5	0.45

ER40			
MODEL NO.	SIZE	MODEL NO.	SIZE
5250-122-040-003	3 - 2	5250-122-040-015	15 - 14
5250-122-040-003.5	3.5 - 2.5	5250-122-040-015.5	15.5 - 14.5
5250-122-040-004	4 - 3	5250-122-040-016	16 - 15
5250-122-040-004.5	4.5 - 3.5	5250-122-040-016.5	16.5 - 15.5
5250-122-040-005	5 - 4	5250-122-040-017	17 - 16
5250-122-040-005.5	5.5 - 4.5	5250-122-040-017.5	17.5 - 16.5
5250-122-040-006	6 - 5	5250-122-040-018	18 - 17
5250-122-040-006.5	6.5 - 5.5	5250-122-040-018.5	18.5 - 17.5
5250-122-040-007	7 - 6	5250-122-040-019	19 - 18
5250-122-040-007.5	7.5 - 6.5	5250-122-040-019.5	19.5 - 18.5
5250-122-040-008	8 - 7	5250-122-040-020	20 - 19
5250-122-040-008.5	8.5 - 7.5	5250-122-040-020.5	20.5 - 19.5
5250-122-040-009	9 - 8	5250-122-040-021	21 - 20
5250-122-040-009.5	9.5 - 8.5	5250-122-040-021.5	21.5 - 20.5
5250-122-040-010	10 - 9	5250-122-040-022	22 - 21
5250-122-040-010.5	10.5 - 9.5	5250-122-040-022.5	22.5 - 21.5
5250-122-040-011	11 - 10	5250-122-040-023	23 - 22
5250-122-040-011.5	11.5 - 10.5	5250-122-040-023.5	23.5 - 22.5
5250-122-040-012	12 - 11	5250-122-040-024	24 - 23
5250-122-040-012.5	12.5 - 11.5	5250-122-040-024.5	24.5 - 23.5
5250-122-040-013	13 - 12	5250-122-040-025	25 - 24
5250-122-040-013.5	13.5 - 12.5	5250-122-040-025.5	25.5 - 24.5
5250-122-040-014	14 - 13	5250-122-040-026	26 - 25
5250-122-040-014.5	14.5 - 13.5		

INCHES

5250-122-040-A08	0.086 - 0.125	5250-122-040-A32	0.461 - 0.5
5250-122-040-A10	0.117 - 0.156	5250-122-040-A34	0.492 - 0.531
5250-122-040-A12	0.148 - 0.187	5250-122-040-A36	0.523 - 0.562
5250-122-040-A14	0.179 - 0.218	5250-122-040-A38	0.554 - 0.593
5250-122-040-A16	0.211 - 0.25	5250-122-040-A40	0.586 - 0.625
5250-122-040-A18	0.242 - 0.281	5250-122-040-A42	0.617 - 0.656
5250-122-040-A20	0.273 - 0.312	5250-122-040-A44	0.648 - 0.687
5250-122-040-A22	0.304 - 0.343	5250-122-040-A46	0.679 - 0.718
5250-122-040-A24	0.336 - 0.375	5250-122-040-A48	0.711 - 0.750
5250-122-040-A26	0.367 - 0.406	5250-122-040-A56	0.836 - 0.875
5250-122-040-A28	0.398 - 0.437	5250-122-040-A64	0.961 - 1
5250-122-040-A30	0.429 - 0.468		

ER50			
MODEL NO.	SIZE	MODEL NO.	SIZE
5250-122-050-006	6 - 5	5250-122-050-021	21 - 19
5250-122-050-007	7 - 6	5250-122-050-022	22 - 20
5250-122-050-008	8 - 7	5250-122-050-023	23 - 21
5250-122-050-009	9 - 8	5250-122-050-024	24 - 22
5250-122-050-010	10 - 9	5250-122-050-025	25 - 23
5250-122-050-011	11 - 9	5250-122-050-026	26 - 24
5250-122-050-012	12 - 10	5250-122-050-027	27 - 25
5250-122-050-013	13 - 11	5250-122-050-028	28 - 26
5250-122-050-014	14 - 12	5250-122-050-029	29 - 27
5250-122-050-015	15 - 13	5250-122-050-030	30 - 28
5250-122-050-016	16 - 14	5250-122-050-031	31 - 29
5250-122-050-017	17 - 15	5250-122-050-032	32 - 30
5250-122-050-018	18 - 16	5250-122-050-033	33 - 31
5250-122-050-019	19 - 17	5250-122-050-034	34 - 32
5250-122-050-020	20 - 18		

INCHES

5250-122-040-A14	0.179 - 0.219	5250-122-040-A50	0.703 - 0.781
5250-122-040-A16	0.211 - 0.250	5250-122-040-A54	0.765 - 0.844
5250-122-040-A20	0.273 - 0.313	5250-122-040-A60	0.859 - 0.938
5250-122-040-A22	0.304 - 0.344	5250-122-040-A64	0.921 - 1
5250-122-040-A24	0.336 - 0.375	5250-122-040-A65	1.015 - 1.094
5250-122-040-A28	0.359 - 0.438	5250-122-040-A70	1.109 - 1.188
5250-122-040-A34	0.453 - 0.531	5250-122-040-A72	1.171 - 1.25
5250-122-040-A40	0.546 - 0.625	5250-122-040-A74	1.234 - 1.313
5250-122-040-A44	0.609 - 0.688		

Features:


- ▶ Runout accuracy: 15µm, A class 10µm, UP class 5µm. Please indicate the runout accuracy needed when placing an order.
- ▶ Design: 8 slots in front and back, with good flexibility and convenient for clamping tools.
- ▶ Clamping range: ER8, ER11: 0.5mm; ER16,20,25,32,40: 1mm (ID ≥ 3mm), 0.5mm (ID < 3mm); ER50: 2mm (ID > 10mm), 1mm (ID ≤ 10mm).
- ▶ Surface roughness: Ra < 0.25µm, A class Ra < 0.15µm, UP class Ra < 0.1µm.
- ▶ Used for drills, taps, mills and reamers, etc.



ER - E COLLET

ER - E 彈性筒夾

(DIN ISO 15488)



TW PAT NO. M261313
 TW PAT NO. M266126
 J P PAT NO. 3108255
 J P PAT NO. 3108254

ER11E	
MODEL NO.	SIZE
5250-113-011-002	2
5250-113-011-003	3
5250-113-011-004	4
5250-113-011-005	5
5250-113-011-006	6
5250-113-011-007	7

INCHES

5250-113-011-A04	1/16
5250-113-011-A06	3/32
5250-113-011-A08	1/8
5250-113-011-A10	5/32
5250-113-011-A12	3/16
5250-113-011-A14	7/32
5250-113-011-A16	1/4
5250-113-011-A18	9/32

ER16E	
MODEL NO.	SIZE
5250-113-016-002	2
5250-113-016-003	3
5250-113-016-004	4
5250-113-016-005	5
5250-113-016-006	6
5250-113-016-007	7
5250-113-016-008	8
5250-113-016-009	9
5250-113-016-010	10

INCHES

5250-113-016-A04	1/16
5250-113-016-A06	3/32
5250-113-016-A08	1/8
5250-113-016-A10	5/32
5250-113-016-A12	3/16
5250-113-016-A14	7/32
5250-113-016-A16	1/4
5250-113-016-A18	9/32
5250-113-016-A20	5/16
5250-113-016-A22	11/32
5250-113-016-A24	3/8
5250-113-016-A26	13/32

Features:

- ▶ Runout accuracy: R class 7µm, UP class 5µm, P class 3µm.
- ▶ Design: 6 slots in front and back, increasing precision stability.
- ▶ Clamping one size tool is recommended.
- ▶ Surface roughness: Ra<0.1µm

ER20E	
MODEL NO.	SIZE
5250-113-020-002	2
5250-113-020-003	3
5250-113-020-004	4
5250-113-020-005	5
5250-113-020-006	6
5250-113-020-007	7
5250-113-020-008	8
5250-113-020-009	9
5250-113-020-010	10
5250-113-020-011	11
5250-113-020-012	12
5250-113-020-013	13

INCHES

5250-113-020-A04	1/16
5250-113-020-A06	3/32
5250-113-020-A08	1/8
5250-113-020-A10	5/32
5250-113-020-A12	3/16
5250-113-020-A14	7/32
5250-113-020-A16	1/4
5250-113-020-A18	9/32
5250-113-020-A20	5/16
5250-113-020-A22	11/32
5250-113-020-A24	3/8
5250-113-020-A26	13/32
5250-113-020-A28	7/16
5250-113-020-A30	15/32
5250-113-020-A32	1/2

ER25E	
MODEL NO.	SIZE
5250-113-025-002	2
5250-113-025-003	3
5250-113-025-004	4
5250-113-025-005	5
5250-113-025-006	6
5250-113-025-007	7
5250-113-025-008	8
5250-113-025-009	9
5250-113-025-010	10
5250-113-025-011	11
5250-113-025-012	12
5250-113-025-013	13
5250-113-025-014	14
5250-113-025-015	15
5250-113-025-016	16

INCHES

5250-113-025-A06	3/32
5250-113-025-A08	1/8
5250-113-025-A10	5/32
5250-113-025-A12	3/16
5250-113-025-A14	7/32
5250-113-025-A16	1/4
5250-113-025-A18	9/32
5250-113-025-A20	5/16
5250-113-025-A22	11/32
5250-113-025-A24	3/8
5250-113-025-A26	13/32
5250-113-025-A28	7/16
5250-113-025-A30	15/32
5250-113-025-A32	1/2
5250-113-025-A34	17/32
5250-113-025-A36	9/16
5250-113-025-A38	19/32
5250-113-025-A40	5/8

ER32E	
MODEL NO.	SIZE
5250-113-032-003	3
5250-113-032-004	4
5250-113-032-005	5
5250-113-032-006	6
5250-113-032-007	7
5250-113-032-008	8
5250-113-032-009	9
5250-113-032-010	10
5250-113-032-011	11
5250-113-032-012	12
5250-113-032-013	13
5250-113-032-014	14
5250-113-032-015	15
5250-113-032-016	16
5250-113-032-017	17
5250-113-032-018	18
5250-113-032-019	19
5250-113-032-020	20

INCHES

5250-113-032-A08	1/8
5250-113-032-A10	5/32
5250-113-032-A12	3/16
5250-113-032-A14	7/32
5250-113-032-A16	1/4
5250-113-032-A18	9/32
5250-113-032-A20	5/16
5250-113-032-A22	11/32
5250-113-032-A24	3/8
5250-113-032-A26	13/32
5250-113-032-A28	7/16
5250-113-032-A30	15/32
5250-113-032-A32	1/2
5250-113-032-A34	17/32
5250-113-032-A36	9/16
5250-113-032-A38	19/32
5250-113-032-A40	5/8
5250-113-032-A42	21/32
5250-113-032-A44	11/16
5250-113-032-A46	23/32
5250-113-032-A48	3/4

ER40E

MODEL NO.	SIZE
5250-113-040-003	3
5250-113-040-004	4
5250-113-040-005	5
5250-113-040-006	6
5250-113-040-007	7
5250-113-040-008	8
5250-113-040-009	9
5250-113-040-010	10
5250-113-040-011	11
5250-113-040-012	12
5250-113-040-013	13
5250-113-040-014	14
5250-113-040-015	15
5250-113-040-016	16
5250-113-040-017	17
5250-113-040-018	18
5250-113-040-019	19
5250-113-040-020	20
5250-113-040-021	21
5250-113-040-022	22
5250-113-040-023	23
5250-113-040-024	24
5250-113-040-025	25
5250-113-040-026	26

INCHES

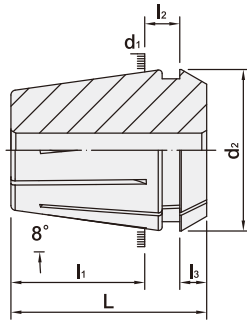
5250-113-040-A08	1/8
5250-113-040-A10	5/32
5250-113-040-A12	3/16
5250-113-040-A14	7/32
5250-113-040-A16	1/4
5250-113-040-A18	9/32
5250-113-040-A20	5/16
5250-113-040-A22	11/32
5250-113-040-A24	3/8
5250-113-040-A26	13/32
5250-113-040-A28	7/16
5250-113-040-A30	15/32
5250-113-040-A32	1/2
5250-113-040-A34	17/32
5250-113-040-A36	9/16
5250-113-040-A38	19/32
5250-113-040-A40	5/8
5250-113-040-A42	21/32
5250-113-040-A44	11/16
5250-113-040-A46	23/32
5250-113-040-A48	3/4
5250-113-040-A56	7/8
5250-113-040-A64	1



ER - ES STEEL SEALED COLLET

ER - ES 斜槽止水筒夾

(DIN ISO 15488)



TW PAT NO. M285418
 TW PAT NO. M311516
 J P PAT NO. 3124650
 CH PAT NO. 696264

TYPE	d ₁	d ₂	L	l ₁	l ₂	l ₃	WEIGHT (KGS)
ER11ES	11	11.2	18	13.5	3.8	2.5	0.01
ER16ES	16	16.6	27.5	20.8	6.25	4	0.03
ER20ES	20	20.6	31.5	23.9	6.36	4.8	0.04
ER25ES	25	25.6	34	25.9	6.66	5	0.06
ER32ES	32	32.6	40	30.9	7.16	5.5	0.10
ER40ES	40	40.6	46	34.9	7.66	7	0.25

ER11ES		ER16ES		ER20ES		ER25ES			
MODEL NO.	SIZE	MODEL NO.	SIZE	MODEL NO.	SIZE	MODEL NO.	SIZE	MODEL NO.	SIZE
5250-114-011-003	3	5250-114-016-003	3	5250-114-020-003	3	5250-114-025-003	3	5250-114-025-010	10
5250-114-011-003.5	3.5	5250-114-016-003.5	3.5	5250-114-020-003.5	3.5	5250-114-025-003.5	3.5	5250-114-025-010.5	10.5
5250-114-011-004	4	5250-114-016-004	4	5250-114-020-004	4	5250-114-025-004	4	5250-114-025-011	11
5250-114-011-004.5	4.5	5250-114-016-004.5	4.5	5250-114-020-004.5	4.5	5250-114-025-004.5	4.5	5250-114-025-011.5	11.5
5250-114-011-005	5	5250-114-016-005	5	5250-114-020-005	5	5250-114-025-005	5	5250-114-025-012	12
5250-114-011-005.5	5.5	5250-114-016-005.5	5.5	5250-114-020-005.5	5.5	5250-114-025-005.5	5.5	5250-114-025-012.5	12.5
5250-114-011-006	6	5250-114-016-006	6	5250-114-020-006	6	5250-114-025-006	6	5250-114-025-013	13
5250-114-011-006.5	6.5	5250-114-016-006.5	6.5	5250-114-020-006.5	6.5	5250-114-025-006.5	6.5	5250-114-025-013.5	13.5
5250-114-011-007	7	5250-114-016-007	7	5250-114-020-007	7	5250-114-025-007	7	5250-114-025-014	14
INCHES		5250-114-016-007.5	7.5	5250-114-020-007.5	7.5	5250-114-025-007.5	7.5	5250-114-025-014.5	14.5
5250-114-011-A06	3/32	5250-114-016-008	8	5250-114-020-008	8	5250-114-025-008	8	5250-114-025-015	15
5250-114-011-A08	1/8	5250-114-016-008.5	8.5	5250-114-020-008.5	8.5	5250-114-025-008.5	8.5	5250-114-025-015.5	15.5
5250-114-011-A10	5/32	5250-114-016-009	9	5250-114-020-009	9	5250-114-025-009	9	5250-114-025-016	16
5250-114-011-A12	3/16	5250-114-016-009.5	9.5	5250-114-020-009.5	9.5	5250-114-025-009.5	9.5		
5250-114-011-A14	7/32	5250-114-016-0010	10	5250-114-020-010	10	INCHES			
5250-114-011-A16	1/4	INCHES		5250-114-020-010.5	10.5	5250-114-025-A14	7/32	5250-114-025-A28	7/16
		5250-114-016-A06	3/32	5250-114-020-011	11	5250-114-025-A16	1/4	5250-114-025-A30	15/32
		5250-114-016-A08	1/8	5250-114-020-011.5	11.5	5250-114-025-A18	9/32	5250-114-025-A32	1/2
		5250-114-016-A10	5/32	5250-114-020-012	12	5250-114-025-A20	5/16	5250-114-025-A34	17/32
		5250-114-016-A12	3/16	5250-114-020-012.5	12.5	5250-114-025-A22	11/32	5250-114-025-A36	9/16
		5250-114-016-A14	7/32	5250-114-020-013	13	5250-114-025-A24	3/8	5250-114-025-A38	19/32
		5250-114-016-A16	1/4	INCHES		5250-114-025-A26	13/32	5250-114-025-A40	5/8
		5250-114-016-A18	9/32	5250-114-020-A08	1/8				
		5250-114-016-A20	5/16	5250-114-020-A10	5/32				
		5250-114-016-A22	11/32	5250-114-020-A12	3/16				
		5250-114-016-A24	3/8	5250-114-020-A14	7/32				
		5250-114-016-A26	13/32	5250-114-020-A16	1/4				
				5250-114-020-A18	9/32				
				5250-114-020-A20	5/16				
				5250-114-020-A22	11/32				
				5250-114-020-A24	3/8				
				5250-114-020-A26	13/32				
				5250-114-020-A28	7/16				
				5250-114-020-A30	15/32				
				5250-114-020-A32	1/2				

Features:

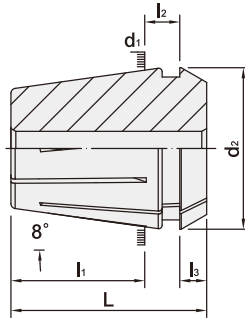
- ▶ Runout accuracy: 15µm, A class 10µm, UP class 5µm.
- ▶ Surface roughness: Ra<0.25µm.
- ▶ Used for coolant-through cutting tools.
- ▶ Water pressure up to 150 kgf/cm²(1400PSI).
- ▶ Only for tool shank with h6 tolerance and no flexible chucking range.



ER - ES STEEL SEALED COLLET

ER - ES 斜槽止水筒夾

(DIN ISO 15488)



TW PAT NO. M285418
TW PAT NO. M311516
J P PAT NO. 3124650
CH PAT NO. 696264

TYPE	d ₁	d ₂	L	l ₁	l ₂	l ₃	WEIGHT (KGS)
ER11ES	11	11.2	18	13.5	3.8	2.5	0.01
ER16ES	16	16.6	27.5	20.8	6.25	4	0.03
ER20ES	20	20.6	31.5	23.9	6.36	4.8	0.04
ER25ES	25	25.6	34	25.9	6.66	5	0.06
ER32ES	32	32.6	40	30.9	7.16	5.5	0.10
ER40ES	40	40.6	46	34.9	7.66	7	0.25

ER32ES			
MODEL NO.	SIZE	MODEL NO.	SIZE
5250-114-032-003	3	5250-114-032-012	12
5250-114-032-003.5	3.5	5250-114-032-012.5	12.5
5250-114-032-004	4	5250-114-032-013	13
5250-114-032-004.5	4.5	5250-114-032-013.5	13.5
5250-114-032-005	5	5250-114-032-014	14
5250-114-032-005.5	5.5	5250-114-032-014.5	14.5
5250-114-032-006	6	5250-114-032-015	15
5250-114-032-006.5	6.5	5250-114-032-015.5	15.5
5250-114-032-007	7	5250-114-032-016	16
5250-114-032-007.5	7.5	5250-114-032-016.5	16.5
5250-114-032-008	8	5250-114-032-017	17
5250-114-032-008.5	8.5	5250-114-032-017.5	17.5
5250-114-032-009	9	5250-114-032-018	18
5250-114-032-009.5	9.5	5250-114-032-018.5	18.5
5250-114-032-010	10	5250-114-032-019	19
5250-114-032-010.5	10.5	5250-114-032-019.5	19.5
5250-114-032-011	11	5250-114-032-020	20
5250-114-032-011.5	11.5		

INCHES

5250-114-032-A14	7/32	5250-114-032-A32	1/2
5250-114-032-A16	1/4	5250-114-032-A34	17/32
5250-114-032-A18	9/32	5250-114-032-A36	9/16
5250-114-032-A20	5/16	5250-114-032-A38	19/32
5250-114-032-A22	11/32	5250-114-032-A40	5/8
5250-114-032-A24	3/8	5250-114-032-A42	21/32
5250-114-032-A26	13/32	5250-114-032-A44	11/16
5250-114-032-A28	7/16	5250-114-032-A46	23/32
5250-114-032-A30	15/32	5250-114-032-A48	3/4

ER40ES			
MODEL NO.	SIZE	MODEL NO.	SIZE
5250-114-040-003	3	5250-114-040-015	15
5250-114-040-003.5	3.5	5250-114-040-015.5	15.5
5250-114-040-004	4	5250-114-040-016	16
5250-114-040-004.5	4.5	5250-114-040-016.5	16.5
5250-114-040-005	5	5250-114-040-017	17
5250-114-040-005.5	5.5	5250-114-040-017.5	17.5
5250-114-040-006	6	5250-114-040-018	18
5250-114-040-006.5	6.5	5250-114-040-018.5	18.5
5250-114-040-007	7	5250-114-040-019	19
5250-114-040-007.5	7.5	5250-114-040-019.5	19.5
5250-114-040-008	8	5250-114-040-020	20
5250-114-040-008.5	8.5	5250-114-040-020.5	20.5
5250-114-040-009	9	5250-114-040-021	21
5250-114-040-009.5	9.5	5250-114-040-021.5	21.5
5250-114-040-010	10	5250-114-040-022	22
5250-114-040-010.5	10.5	5250-114-040-022.5	22.5
5250-114-040-011	11	5250-114-040-023	23
5250-114-040-011.5	11.5	5250-114-040-023.5	23.5
5250-114-040-012	12	5250-114-040-024	24
5250-114-040-012.5	12.5	5250-114-040-024.5	24.5
5250-114-040-013	13	5250-114-040-025	25
5250-114-040-013.5	13.5	5250-114-040-025.5	25.5
5250-114-040-014	14	5250-114-040-026	26
5250-114-040-014.5	14.5		

INCHES

5250-114-040-A14	7/32	5250-114-040-A34	17/32
5250-114-040-A16	1/4	5250-114-040-A36	9/16
5250-114-040-A18	9/32	5250-114-040-A38	19/32
5250-114-040-A20	5/16	5250-114-040-A40	5/8
5250-114-040-A22	11/32	5250-114-040-A42	21/32
5250-114-040-A24	3/8	5250-114-040-A44	11/16
5250-114-040-A26	13/32	5250-114-040-A46	23/32
5250-114-040-A28	7/16	5250-114-040-A48	3/4
5250-114-040-A30	15/32	5250-114-040-A56	7/8
5250-114-040-A32	1/2	5250-114-040-A64	1

Features:

- ▶ Runout accuracy: 15µm, A class 10µm, UP class 5µm.
- ▶ Surface roughness: Ra<0.25µm.
- ▶ Used for coolant-through cutting tools.
- ▶ Water pressure up to 150 kgf/cm²(1400PSI).
- ▶ Only for tool shank with h6 tolerance and no flexible chucking range.



ERS METALLIC SEALED COLLET

ERS 直溝止水筒夾

(DIN ISO 15488)



ERS11		ERS16		ERS20		ERS25			
MODEL NO.	SIZE	MODEL NO.	SIZE	MODEL NO.	SIZE	MODEL NO.	SIZE	MODEL NO.	SIZE
5250-111-011-003	3	5250-111-016-003	3	5250-111-020-003	3	5250-111-025-003	3	5250-111-025-010	10
5250-111-011-003.5	3.5	5250-111-016-003.5	3.5	5250-111-020-003.5	3.5	5250-111-025-03.5	3.5	5250-111-025-010.5	10.5
5250-111-011-004	4	5250-111-016-004	4	5250-111-020-004	4	5250-111-025-004	4	5250-111-025-011	11
5250-111-011-004.5	4.5	5250-111-016-004.5	4.5	5250-111-020-004.5	4.5	5250-111-025-04.5	4.5	5250-111-025-011.5	11.5
5250-111-011-005	5	5250-111-016-005	5	5250-111-020-005	5	5250-111-025-005	5	5250-111-025-012	12
5250-111-011-005.5	5.5	5250-111-016-005.5	5.5	5250-111-020-005.5	5.5	5250-111-025-05.5	5.5	5250-111-025-012.5	12.5
5250-111-011-006	6	5250-111-016-006	6	5250-111-020-006	6	5250-111-025-006	6	5250-111-025-013	13
5250-111-011-006.5	6.5	5250-111-016-006.5	6.5	5250-111-020-006.5	6.5	5250-111-025-06.5	6.5	5250-111-025-013.5	13.5
5250-111-011-007	7	5250-111-016-007	7	5250-111-020-007	7	5250-111-025-007	7	5250-111-025-014	14
INCHES		5250-111-016-007.5	7.5	5250-111-020-007.5	7.5	5250-111-025-07.5	7.5	5250-111-025-014.5	14.5
5250-111-011-A06	3/32	5250-111-016-008	8	5250-111-020-008	8	5250-111-025-008	8	5250-111-025-015	15
5250-111-011-A08	1/8	5250-111-016-008.5	8.5	5250-111-020-008.5	8.5	5250-111-025-08.5	8.5	5250-111-025-015.5	15.5
5250-111-011-A10	5/32	5250-111-016-009	9	5250-111-020-009	9	5250-111-025-009	9	5250-111-025-016	16
5250-111-011-A12	3/16	5250-111-016-009.5	9.5	5250-111-020-09.5	9.5	5250-111-025-009.5	9.5		
5250-111-011-A14	7/32	5250-111-016-010	10	5250-111-020-010	10	INCHES			
5250-111-011-A16	1/4	INCHES		5250-111-020-010.5	10.5	5250-111-025-A14	7/32	5250-111-025-A28	7/16
		5250-111-016-A06	3/32	5250-111-020-011	11	5250-111-025-A16	1/4	5250-111-025-A30	15/32
		5250-111-016-A08	1/8	5250-111-020-011.5	11.5	5250-111-025-A18	9/32	5250-111-025-32	1/2
		5250-111-016-A10	5/32	5250-111-020-012	12	5250-111-025-A20	5/16	5250-111-025-A34	17/32
		5250-111-016-A12	3/16	5250-111-020-012.5	12.5	5250-111-025-A22	11/32	5250-111-025-A36	9/16
		5250-111-016-A14	7/32	5250-111-020-013	13	5250-111-025-A24	3/8	5250-111-025-A38	19/32
		5250-111-016-A16	1/4	INCHES		5250-111-025-A26	13/32	5250-111-025-A40	5/8
		5250-111-016-A18	9/32	5250-111-020-A08	1/8				
		5250-111-016-A20	5/16	5250-111-020-A10	5/32				
		5250-111-016-A22	11/32	5250-111-020-A12	3/16				
		5250-111-016-A24	3/8	5250-111-020-A14	7/32				
		5250-111-016-A26	13/32	5250-111-020-A16	1/4				
				5250-111-020-A18	9/32				
				5250-111-020-A20	5/16				
				5250-111-020-A22	11/32				
				5250-111-020-A24	3/8				
				5250-111-020-A26	13/32				
				5250-111-020-A28	7/16				
				5250-111-020-A30	15/32				
				5250-111-020-A32	1/2				

Features:

- ▶ Runout accuracy: 10µm, R class 7µm, UP class 5µm, P class 3µm.
- ▶ Surface roughness: Ra<0.25µm.
- ▶ Used for coolant-through cutting tools.
- ▶ Water pressure up to 150 kgf/cm²(1400PSI).
- ▶ Only for tool shank with h6 tolerance and no flexible chucking range.



ERS METALLIC SEALED COLLET

ERS 直溝止水筒夾

(DIN ISO 15488)



ERS32			
MODEL NO.	SIZE	MODEL NO.	SIZE
5250-111-032-003	3	5250-111-032-012	12
5250-111-032-003.5	3.5	5250-111-032-012.5	12.5
5250-111-032-004	4	5250-111-032-013	13
5250-111-032-004.5	4.5	5250-111-032-013.5	13.5
5250-111-032-005	5	5250-111-032-014	14
5250-111-032-005.5	5.5	5250-111-032-014.5	14.5
5250-111-032-006	6	5250-111-032-015	15
5250-111-032-006.5	6.5	5250-111-032-015.5	15.5
5250-111-032-007	7	5250-111-032-016	16
5250-111-032-007.5	7.5	5250-111-032-016.5	16.5
5250-111-032-008	8	5250-111-032-017	17
5250-111-032-008.5	8.5	5250-111-032-017.5	17.5
5250-111-032-009	9	5250-111-032-018	18
5250-111-032-009.5	9.5	5250-111-032-018.5	18.5
5250-111-032-010	10	5250-111-032-019	19
5250-111-032-010.5	10.5	5250-111-032-019.5	19.5
5250-111-032-011	11	5250-111-032-020	20
5250-111-032-011.5	11.5		
5250-111-032-A14	7/32	5250-111-032-A32	1/2
5250-111-032-A16	1/4	5250-111-032-A34	17/32
5250-111-032-A18	9/32	5250-111-032-A36	9/16
5250-111-032-A20	5/16	5250-111-032-A38	19/32
5250-111-032-A22	11/32	5250-111-032-A40	5/8
5250-111-032-A24	3/8	5250-111-032-A42	21/32
5250-111-032-A26	13/32	5250-111-032-A44	11/16
5250-111-032-A28	7/16	5250-111-032-A46	23/32
5250-111-032-A30	15/32	5250-111-032-A48	3/4

ERS40			
MODEL NO.	SIZE	MODEL NO.	SIZE
5250-111-040-003	3	5250-111-040-015	15
5250-111-040-003.5	3.5	5250-111-040-015.5	15.5
5250-111-040-004	4	5250-111-040-016	16
5250-111-040-004.5	4.5	5250-111-040-016.5	16.5
5250-111-040-005	5	5250-111-040-017	17
5250-111-040-005.5	5.5	5250-111-040-017.5	17.5
5250-111-040-006	6	5250-111-040-018	18
5250-111-040-006.5	6.5	5250-111-040-018.5	18.5
5250-111-040-007	7	5250-111-040-019	19
5250-111-040-007.5	7.5	5250-111-040-019.5	19.5
5250-111-040-008	8	5250-111-040-020	20
5250-111-040-008.5	8.5	5250-111-040-020.5	20.5
5250-111-040-009	9	5250-111-040-021	21
5250-111-040-009.5	9.5	5250-111-040-021.5	21.5
5250-111-040-010	10	5250-111-040-022	22
5250-111-040-010.5	10.5	5250-111-040-022.5	22.5
5250-111-040-011	11	5250-111-040-023	23
5250-111-040-011.5	11.5	5250-111-040-023.5	23.5
5250-111-040-012	12	5250-111-040-024	24
5250-111-040-012.5	12.5	5250-111-040-024.5	24.5
5250-111-040-013	13	5250-111-040-025	25
5250-111-040-013.5	13.5	5250-111-040-025.5	25.5
5250-111-040-014	14	5250-111-040-026	26
5250-111-040-014.5	14.5		
5250-111-040-A14	7/32	5250-111-040-A34	17/32
5250-111-040-A16	1/4	5250-111-040-A36	9/16
5250-111-040-A18	9/32	5250-111-040-A38	19/32
5250-111-040-A20	5/16	5250-111-040-A40	5/8
5250-111-040-A22	11/32	5250-111-040-A42	21/32
5250-111-040-A24	3/8	5250-111-040-A44	11/16
5250-111-040-A26	13/32	5250-111-040-A46	23/32
5250-111-040-A28	7/16	5250-111-040-A48	3/4
5250-111-040-A30	15/32	5250-111-040-A56	7/8
5250-111-040-A32	1/2	5250-111-040-A64	1

Features:

- ▶ Runout accuracy: 10μm, R class 7μm, UP class 5μm, P class 3μm.
- ▶ Surface roughness: Ra<0.25μm.
- ▶ Used for coolant-through cutting tools.
- ▶ Water pressure up to 150 kgf/cm²(1400PSI).
- ▶ Only for tool shank with h6 tolerance and no flexible chucking range.



ERS COOLANT COLLET FID TYPE

ERS 直溝出水筒夾 [FID型]

(DIN ISO 15488)



ERS11 - FID		ERS16 - FID		ERS20 - FID		ERS25 - FID			
MODEL NO.	SIZE	MODEL NO.	SIZE	MODEL NO.	SIZE	MODEL NO.	SIZE	MODEL NO.	SIZE
5250-188-011-003	3	5250-188-016-003	3	5250-188-020-003	3	5250-188-025-003	3	5250-188-025-010	10
5250-188-011-003.5	3.5	5250-188-016-003.5	3.5	5250-188-020-003.5	3.5	5250-188-025-003.5	3.5	5250-188-025-010.5	10.5
5250-188-011-004	4	5250-188-016-004	4	5250-188-020-004	4	5250-188-025-004	4	5250-188-025-011	11
5250-188-011-004.5	4.5	5250-188-016-004.5	4.5	5250-188-020-004.5	4.5	5250-188-025-004.5	4.5	5250-188-025-011.5	11.5
5250-188-011-005	5	5250-188-016-005	5	5250-188-020-005	5	5250-188-025-005	5	5250-188-025-012	12
5250-188-011-005.5	5.5	5250-188-016-005.5	5.5	5250-188-020-005.5	5.5	5250-188-025-005.5	5.5	5250-188-025-012.5	12.5
5250-188-011-006	6	5250-188-016-006	6	5250-188-020-006	6	5250-188-025-006	6	5250-188-025-013	13
5250-188-011-006.5	6.5	5250-188-016-006.5	6.5	5250-188-020-006.5	6.5	5250-188-025-006.5	6.5	5250-188-025-013.5	13.5
5250-188-011-007	7	5250-188-016-007	7	5250-188-020-007	7	5250-188-025-007	7	5250-188-025-014	14
INCHES		5250-188-016-007.5	7.5	5250-188-020-007.5	7.5	5250-188-025-007.5	7.5	5250-188-025-014.5	14.5
5250-188-011-A06	3/32	5250-188-016-008	8	5250-188-020-008	8	5250-188-025-008	8	5250-188-025-015	15
5250-188-011-A08	1/8	5250-188-016-008.5	8.5	5250-188-020-008.5	8.5	5250-188-025-008.5	8.5	5250-188-025-015.5	15.5
5250-188-011-A10	5/32	5250-188-016-009	9	5250-188-020-009	9	5250-188-025-009	9	5250-188-025-016	16
5250-188-011-A12	3/16	5250-188-016-009.5	9.5	5250-188-020-009.5	9.5	5250-188-025-009.5	9.5		
5250-188-011-A14	7/32	5250-188-016-010	10	5250-188-020-010	10	INCHES			
5250-188-011-A16	1/4	INCHES		5250-188-020-010.5	10.5	5250-188-025-A14	7/32	5250-188-025-A28	7/16
		5250-188-016-A06	3/32	5250-188-020-011	11	5250-188-025-A16	1/4	5250-188-025-A30	15/32
		5250-188-016-A08	1/8	5250-188-020-011.5	11.5	5250-188-025-A18	9/32	5250-188-025-A32	1/2
		5250-188-016-A10	5/32	5250-188-020-012	12	5250-188-025-A20	5/16	5250-188-025-A34	17/32
		5250-188-016-A12	3/16	5250-188-020-012.5	12.5	5250-188-025-A22	11/32	5250-188-025-A36	9/16
		5250-188-016-A14	7/32	5250-188-020-013	13	5250-188-025-A24	3/8	5250-188-025-A38	19/32
		5250-188-016-A16	1/4	INCHES		5250-188-025-A26	13/32	5250-188-025-A40	5/8
		5250-188-016-A18	9/32	5250-188-020-A08	1/8				
		5250-188-016-A20	5/16	5250-188-020-A10	5/32				
		5250-188-016-A22	11/32	5250-188-020-A12	3/16				
		5250-188-016-A24	3/8	5250-188-020-A14	7/32				
		5250-188-016-A26	13/32	5250-188-020-A16	1/4				
				5250-188-020-A18	9/32				
				5250-188-020-A20	5/16				
				5250-188-020-A22	11/32				
				5250-188-020-A24	3/8				

Features:

- ▶ Runout accuracy: 10µm, R class 7µm, UP class 5µm, P class 3µm.
- ▶ Surface roughness: Ra<0.25µm.
- ▶ Used for cutting tools without coolant holes.
- ▶ Water pressure up to 150 kgf/cm²(1400PSI).
- ▶ Only for tool shank with h6 tolerance and no flexible chucking range.



ERS COOLANT COLLET FID TYPE

ERS 直溝出水筒夾 [FID型]

(DIN ISO 15488)



ERS32 - FID			
MODEL NO.	SIZE	MODEL NO.	SIZE
5250-188-032-003	3	5250-188-032-012	12
5250-188-032-003.5	3.5	5250-188-032-012.5	12.5
5250-188-032-004	4	5250-188-032-013	13
5250-188-032-004.5	4.5	5250-188-032-013.5	13.5
5250-188-032-005	5	5250-188-032-014	14
5250-188-032-005.5	5.5	5250-188-032-014.5	14.5
5250-188-032-006	6	5250-188-032-015	15
5250-188-032-006.5	6.5	5250-188-032-015.5	15.5
5250-188-032-007	7	5250-188-032-016	16
5250-188-032-007.5	7.5	5250-188-032-016.5	16.5
5250-188-032-008	8	5250-188-032-017	17
5250-188-032-008.5	8.5	5250-188-032-017.5	17.5
5250-188-032-009	9	5250-188-032-018	18
5250-188-032-009.5	9.5	5250-188-032-018.5	18.5
5250-188-032-010	10	5250-188-032-019	19
5250-188-032-010.5	10.5	5250-188-032-019.5	19.5
5250-188-032-011	11	5250-188-032-020	20
5250-188-032-011.5	11.5		

INCHES

5250-188-032-A14	7/32	5250-188-032-A32	1/2
5250-188-032-A16	1/4	5250-188-032-A34	17/32
5250-188-032-A18	9/32	5250-188-032-A36	9/16
5250-188-032-A20	5/16	5250-188-032-A38	19/32
5250-188-032-A22	11/32	5250-188-032-A40	5/8
5250-188-032-A24	3/8	5250-188-032-A42	21/32
5250-188-032-A26	13/32	5250-188-032-A44	11/16
5250-188-032-A28	7/16	5250-188-032-A46	23/32
5250-188-032-A30	15/32	5250-188-032-A48	3/4

ERS40 - FID			
MODEL NO.	SIZE	MODEL NO.	SIZE
5250-188-040-003	3	5250-188-040-015	15
5250-188-040-003.5	3.5	5250-188-040-015.5	15.5
5250-188-040-004	4	5250-188-040-016	16
5250-188-040-004.5	4.5	5250-188-040-016.5	16.5
5250-188-040-005	5	5250-188-040-017.5	17
5250-188-040-005.5	5.5	5250-188-040-017.5	17.5
5250-188-040-006	6	5250-188-040-018	18
5250-188-040-006.5	6.5	5250-188-040-018.5	18.5
5250-188-040-007	7	5250-188-040-019	19
5250-188-040-007.5	7.5	5250-188-040-019.5	19.5
5250-188-040-008	8	5250-188-040-020	20
5250-188-040-008.5	8.5	5250-188-040-020.5	20.5
5250-188-040-009	9	5250-188-040-021	21
5250-188-040-009.5	9.5	5250-188-040-021.5	21.5
5250-188-040-010	10	5250-188-040-022	22
5250-188-040-010.5	10.5	5250-188-040-022.5	22.5
5250-188-040-011	11	5250-188-040-023	23
5250-188-040-011.5	11.5	5250-188-040-023.5	23.5
5250-188-040-012	12	5250-188-040-024	24
5250-188-040-012.5	12.5	5250-188-040-024.5	24.5
5250-188-040-013	13	5250-188-040-025	25
5250-188-040-013.5	13.5	5250-188-040-025.5	25.5
5250-188-040-014	14	5250-188-040-026	26
5250-188-040-014.5	14.5		

INCHES

5250-188-040-A14	7/32	5250-188-040-A34	17/32
5250-188-040-A16	1/4	5250-188-040-A36	9/16
5250-188-040-A18	9/32	5250-188-040-A38	19/32
5250-188-040-A20	5/16	5250-188-040-A40	5/8
5250-188-040-A22	11/32	5250-188-040-A42	21/32
5250-188-040-A24	3/8	5250-188-040-A44	11/16
5250-188-040-A26	13/32	5250-188-040-A46	23/32
5250-188-040-A28	7/16	5250-188-040-A48	3/4
5250-188-040-A30	15/32	5250-188-040-A56	7/8
5250-188-040-A32	1/2	5250-188-040-A64	1

Features:

- ▶ Runout accuracy: 10µm, R class 7µm, UP class 5µm, P class 3µm.
- ▶ Surface roughness: Ra<0.25µm.
- ▶ Used for cutting tools without coolant holes.
- ▶ Water pressure up to 150 kgf/cm²(1400PSI).
- ▶ Only for tool shank with h6 tolerance and no flexible chucking range.



ERS COOLANT COLLET FOD TYPE

ERS 直溝出水筒夾 [FOD型]

(DIN ISO 15488)



ERS11 - FOD		ERS16 - FOD		ERS20 - FOD		ERS25 - FOD			
MODEL NO.	SIZE	MODEL NO.	SIZE	MODEL NO.	SIZE	MODEL NO.	SIZE	MODEL NO.	SIZE
5250-112-011-003	3	5250-112-016-003	3	5250-112-020-003	3	5250-112-025-003	3	5250-112-025-009	9
5250-112-011-003.5	3.5	5250-112-016-003.5	3.5	5250-112-020-003.5	3.5	5250-112-025-003.5	3.5	5250-112-025-009.5	9.5
5250-112-011-004	4	5250-112-016-004	4	5250-112-020-004	4	5250-112-025-004	4	5250-112-025-010	10
5250-112-011-004.5	4.5	5250-112-016-004.5	4.5	5250-112-020-004.5	4.5	5250-112-025-004.5	4.5	5250-112-025-010.5	10.5
5250-112-011-005	5	5250-112-016-005	5	5250-112-020-005	5	5250-112-025-005	5	5250-112-025-011	11
INCHES		5250-112-016-005.5	5.5	5250-112-020-005.5	5.5	5250-112-025-005.5	5.5	5250-112-025-011.5	11.5
5250-112-011-A06	3/32	5250-112-016-006	6	5250-112-020-006	6	5250-112-025-006	6	5250-112-025-012	12
5250-112-011-A08	1/8	5250-112-016-006.5	6.5	5250-112-020-006.5	6.5	5250-112-025-006.5	6.5	5250-112-025-012.5	12.5
5250-112-011-A10	5/32	5250-112-016-007	7	5250-112-020-007	7	5250-112-025-007	7	5250-112-025-013	13
5250-112-011-A12	3/16	INCHES		5250-112-020-007.5	7.5	5250-112-025-007.5	7.5	5250-112-025-013.5	13.5
5250-112-011-A14	7/32	5250-112-016-A06	3/32	5250-112-020-008	8	5250-112-025-008	8	5250-112-025-014	14
5250-112-011-A16	1/4	5250-112-016-A08	1/8	5250-112-020-008.5	8.5	5250-112-025-008.5	8.5		
		5250-112-016-A10	5/32	5250-112-020-009	9	INCHES			
		5250-112-016-A12	3/16	INCHES		5250-112-025-A14	7/32	5250-112-025-A26	13/32
		5250-112-016-A14	7/32	5250-112-020-A08	1/8	5250-112-025-A16	1/4	5250-112-025-A28	7/16
		5250-112-016-A16	1/4	5250-112-020-A10	5/32	5250-112-025-A18	9/32	5250-112-025-A30	15/32
		5250-112-016-A18	9/32	5250-112-020-A12	3/16	5250-112-025-A20	5/16	5250-112-025-A32	1/2
		5250-112-016-A20	5/16	5250-112-020-A14	7/32	5250-112-025-A22	11/32	5250-112-025-A34	17/32
				5250-112-020-A16	1/4	5250-112-025-A24	3/8	5250-112-025-A36	9/16
				5250-112-020-A18	9/32				
				5250-112-020-A20	5/16				
				5250-112-020-A22	11/32				
				5250-112-020-A24	3/8				

Features:

- ▶ Runout accuracy: 10µm, R class 7µm, UP class 5µm, P class 3µm.
- ▶ Surface roughness: Ra<0.25µm.
- ▶ Used for cutting tools without coolant holes.
- ▶ Water pressure up to 150 kgf/cm²(1400PSI).
- ▶ Only for tool shank with h6 tolerance and no flexible chucking range.



ERS COOLANT COLLET FOD TYPE

ERS 直溝出水筒夾 [FOD型]

(DIN ISO 15488)



ERS32 - FOD			
MODEL NO.	SIZE	MODEL NO.	SIZE
5250-112-032-003	3	5250-112-032-012	12
5250-112-032-003.5	3.5	5250-112-032-012.5	12.5
5250-112-032-004	4	5250-112-032-013	13
5250-112-032-004.5	4.5	5250-112-032-013.5	13.5
5250-112-032-005	5	5250-112-032-014	14
5250-112-032-005.5	5.5	5250-112-032-014.5	14.5
5250-112-032-006	6	5250-112-032-015	15
5250-112-032-006.5	6.5	5250-112-032-015.5	15.5
5250-112-032-007	7	5250-112-032-016	16
5250-112-032-007.5	7.5	5250-112-032-016.5	16.5
5250-112-032-008	8	5250-112-032-017	17
5250-112-032-008.5	8.5	5250-112-032-017.5	17.5
5250-112-032-009	9	5250-112-032-018	18
5250-112-032-009.5	9.5	5250-112-032-018.5	18.5
5250-112-032-010	10	5250-112-032-019	19
5250-112-032-010.5	10.5	5250-112-032-019.5	19.5
5250-112-032-011	11	5250-112-032-020	20
5250-112-032-011.5	11.5		
5250-112-032-A14	7/32	5250-112-032-A32	1/2
5250-112-032-A16	1/4	5250-112-032-A34	17/32
5250-112-032-A18	9/32	5250-112-032-A36	9/16
5250-112-032-A20	5/16	5250-112-032-A38	19/32
5250-112-032-A22	11/32	5250-112-032-A40	5/8
5250-112-032-A24	3/8	5250-112-032-A42	21/32
5250-112-032-A26	13/32	5250-112-032-A44	11/16
5250-112-032-A28	7/16	5250-112-032-A46	23/32
5250-112-032-A30	15/32	5250-112-032-A48	3/4

ERS40 - FOD			
MODEL NO.	SIZE	MODEL NO.	SIZE
5250-112-040-003	3	5250-112-040-015	15
5250-112-040-003.5	3.5	5250-112-040-015.5	15.5
5250-112-040-004	4	5250-112-040-016	16
5250-112-040-004.5	4.5	5250-112-040-016.5	16.5
5250-112-040-005	5	5250-112-040-017	17
5250-112-040-005.5	5.5	5250-112-040-017.5	17.5
5250-112-040-006	6	5250-112-040-018	18
5250-112-040-006.5	6.5	5250-112-040-018.5	18.5
5250-112-040-007	7	5250-112-040-019	19
5250-112-040-007.5	7.5	5250-112-040-019.5	19.5
5250-112-040-008	8	5250-112-040-020	20
5250-112-040-008.5	8.5	5250-112-040-020.5	20.5
5250-112-040-009	9	5250-112-040-021	21
5250-112-040-009.5	9.5	5250-112-040-021.5	21.5
5250-112-040-010	10	5250-112-040-022	22
5250-112-040-010.5	10.5	5250-112-040-022.5	22.5
5250-112-040-011	11	5250-112-040-023	23
5250-112-040-011.5	11.5	5250-112-040-023.5	23.5
5250-112-040-012	12	5250-112-040-024	24
5250-112-040-012.5	12.5	5250-112-040-024.5	24.5
5250-112-040-013	13	5250-112-040-025	25
5250-112-040-013.5	13.5	5250-112-040-025.5	25.5
5250-112-040-014	14	5250-112-040-026	26
5250-112-040-014.5	14.5		

INCHES

5250-112-040-A14	7/32	5250-112-040-A34	17/32
5250-112-040-A16	1/4	5250-112-040-A36	9/16
5250-112-040-A18	9/32	5250-112-040-A38	19/32
5250-112-040-A20	5/16	5250-112-040-A40	5/8
5250-112-040-A22	11/32	5250-112-040-A42	21/32
5250-112-040-A24	3/8	5250-112-040-A44	11/16
5250-112-040-A26	13/32	5250-112-040-A46	23/32
5250-112-040-A28	7/16	5250-112-040-A48	3/4
5250-112-040-A30	15/32	5250-112-040-A56	7/8
5250-112-040-A32	1/2	5250-112-040-A64	1

Features:

- ▶ Runout accuracy: 10μm, R class 7μm, UP class 5μm, P class 3μm.
- ▶ Surface roughness: Ra<0.25μm.
- ▶ Used for cutting tools without coolant holes.
- ▶ Water pressure up to 150 kgf/cm²(1400PSI).
- ▶ Only for tool shank with h6 tolerance and no flexible chucking range.



ER - EO SEALED COLLET

ER - EO 止水筒夾

(DIN ISO 15488)



TW PAT NO. M285418

ER11EO		ER20EO		ER25EO		ER32EO		ER40EO			
MODEL NO.	SIZE	MODEL NO.	SIZE	MODEL NO.	SIZE	MODEL NO.	SIZE	MODEL NO.	SIZE	MODEL NO.	SIZE
5250-115-011-003	3	5250-115-020-003	3	5250-115-025-003	3	5250-115-032-003	3	5250-115-040-003	3	5250-115-040-015	15
5250-115-011-004	4	5250-115-020-004	4	5250-115-025-004	4	5250-115-032-004	4	5250-115-040-004	4	5250-115-040-016	16
5250-115-011-005	5	5250-115-020-005	5	5250-115-025-005	5	5250-115-032-005	5	5250-115-040-005	5	5250-115-040-017	17
5250-115-011-006	6	5250-115-020-006	6	5250-115-025-006	6	5250-115-032-006	6	5250-115-040-006	6	5250-115-040-018	18
5250-115-011-007	7	5250-115-020-007	7	5250-115-025-007	7	5250-115-032-007	7	5250-115-040-007	7	5250-115-040-019	19
INCHES		5250-115-020-008	8	5250-115-025-008	8	5250-115-032-008	8	5250-115-040-008	8	5250-115-040-020	20
5250-115-011-A08	1/8	5250-115-020-009	9	5250-115-025-009	9	5250-115-032-009	9	5250-115-040-009	9	5250-115-040-021	21
5250-115-011-A10	5/32	5250-115-020-010	10	5250-115-025-010	10	5250-115-032-010	10	5250-115-040-010	10	5250-115-040-022	22
5250-115-011-A12	3/16	5250-115-020-011	11	5250-115-025-011	11	5250-115-032-011	11	5250-115-040-011	11	5250-115-040-023	23
5250-115-011-A14	7/32	5250-115-020-012	12	5250-115-025-012	12	5250-115-032-012	12	5250-115-040-012	12	5250-115-040-024	24
5250-115-011-A16	1/4	5250-115-020-013	13	5250-115-025-013	13	5250-115-032-013	13	5250-115-040-013	13	5250-115-040-025	25
5250-115-011-A18	9/32	INCHES		5250-115-025-014	14	5250-115-032-014	14	5250-115-040-014	14	5250-115-040-026	26
ER16EO		5250-115-020-A08	1/8	5250-115-025-015	15	5250-115-032-015	15	INCHES			
MODEL NO.	SIZE	5250-115-020-A10	5/32	5250-115-025-016	16	5250-115-032-016	16	5250-115-040-A08	1/8	5250-115-040-A32	1/2
5250-115-016-003	3	5250-115-020-A12	3/16	INCHES		5250-115-032-017	17	5250-115-040-A10	5/32	5250-115-040-A34	17/32
5250-115-016-004	4	5250-115-020-A14	7/32	5250-115-025-A08	1/8	5250-115-032-018	18	5250-115-040-A12	3/16	5250-115-040-A36	9/16
5250-115-016-005	5	5250-115-020-A16	1/4	5250-115-025-A10	5/32	5250-115-032-019	19	5250-115-040-A14	7/32	5250-115-040-A38	19/32
5250-115-016-006	6	5250-115-020-A18	9/32	5250-115-025-A12	3/16	5250-115-032-020	20	5250-115-040-A16	1/4	5250-115-040-A40	5/8
5250-115-016-007	7	5250-115-020-A20	5/16	5250-115-025-A14	7/32	INCHES		5250-115-040-A18	9/32	5250-115-040-A42	21/32
5250-115-016-008	8	5250-115-020-A22	11/32	5250-115-025-A16	1/4	5250-115-032-A08	1/8	5250-115-040-A20	5/16	5250-115-040-A44	11/16
5250-115-016-009	9	5250-115-020-A24	3/8	5250-115-025-A18	9/32	5250-115-032-A10	5/32	5250-115-040-A22	11/32	5250-115-040-A46	23/32
5250-115-016-010	10	5250-115-020-A26	13/32	5250-115-025-A20	5/16	5250-115-032-A12	3/16	5250-115-040-A24	3/8	5250-115-040-A48	3/4
INCHES		5250-115-020-A28	7/16	5250-115-025-A22	11/32	5250-115-032-A14	7/32	5250-115-040-A26	13/32	5250-115-040-A56	7/8
5250-115-016-A08	1/8	5250-115-020-A30	15/32	5250-115-025-A24	3/8	5250-115-032-A16	1/4	5250-115-040-A28	7/16	5250-115-040-A64	1
5250-115-016-A10	5/32	5250-115-020-A32	1/2	5250-115-025-A26	13/32	5250-115-032-A18	9/32	5250-115-040-A30	15/32		
5250-115-016-A12	3/16			5250-115-025-A28	7/16	5250-115-032-A20	5/16				
5250-115-016-A14	7/32			5250-115-025-A30	15/32	5250-115-032-A22	11/32				
5250-115-016-A16	1/4			5250-115-025-A32	1/2	5250-115-032-A24	3/8				
5250-115-016-A18	9/32			5250-115-025-A34	17/32	5250-115-032-A26	13/32				
5250-115-016-A20	5/16			5250-115-025-A36	9/16	5250-115-032-A28	7/16				
5250-115-016-A22	11/32			5250-115-025-A38	19/32	5250-115-032-A30	15/32				
5250-115-016-A24	3/8			5250-115-025-A40	5/8	5250-115-032-A32	1/2				
5250-115-016-A26	13/32					5250-115-032-A34	17/32				
						5250-115-032-A36	9/16				
						5250-115-032-A38	19/32				
						5250-115-032-A40	5/8				
						5250-115-032-A42	21/32				
						5250-115-032-A44	11/16				
						5250-115-032-A46	23/32				
						5250-115-032-A48	3/4				

Features:

- ▶ Runout accuracy: 15µm, A class 10µm, UP class 5µm.
- ▶ Used for coolant-through cutting tools.
- ▶ The design is to use O-rings to seal and achieve coolant through tools.
- ▶ Water pressure up to 50 kgf/cm².
- ▶ Patent-owned.



ER COOLANT COLLET FID TYPE

ER - FID 出水筒夾

(DIN ISO 15488)



TW PAT NO. M362073

ER16 - FID		ER25 - FID		ER32 - FID		ER40 - FID			
MODEL NO.	SIZE	MODEL NO.	SIZE	MODEL NO.	SIZE	MODEL NO.	SIZE	MODEL NO.	SIZE
5250-126-016-003	3	5250-126-025-003	3	5250-126-032-003	3	5250-126-040-004	4	5250-126-040-016	16
5250-126-016-004	4	5250-126-025-004	4	5250-126-032-004	4	5250-126-040-005	5	5250-126-040-017	17
5250-126-016-005	5	5250-126-025-005	5	5250-126-032-005	5	5250-126-040-006	6	5250-126-040-018	18
5250-126-016-006	6	5250-126-025-006	6	5250-126-032-006	6	5250-126-040-007	7	5250-126-040-019	19
5250-126-016-007	7	5250-126-025-007	7	5250-126-032-007	7	5250-126-040-008	8	5250-126-040-020	20
5250-126-016-008	8	5250-126-025-008	8	5250-126-032-008	8	5250-126-040-009	9	5250-126-040-021	21
5250-126-016-009	9	5250-126-025-009	9	5250-126-032-009	9	5250-126-040-010	10	5250-126-040-022	22
INCHES		5250-126-025-010	10	5250-126-032-010	10	5250-126-040-011	11	5250-126-040-023	23
5250-126-016-A08	1/8	5250-126-025-011	11	5250-126-032-011	11	5250-126-040-012	12	5250-126-040-024	24
5250-126-016-A10	5/32	5250-126-025-012	12	5250-126-032-012	12	5250-126-040-013	13	5250-126-040-025	25
5250-126-016-A12	3/16	5250-126-025-013	13	5250-126-032-013	13	5250-126-040-014	14	5250-126-040-026	26
5250-126-016-A14	7/32	5250-126-025-014	14	5250-126-032-014	14	5250-126-040-015	15		
5250-126-016-A16	1/4	5250-126-025-015	15	5250-126-032-015	15	INCHES			
5250-126-016-A18	9/32	5250-126-025-016	16	5250-126-032-016	16	5250-126-040-A10	5/32	5250-126-040-A32	1/2
5250-126-016-A20	5/16	INCHES		5250-126-032-017	17	5250-126-040-A12	3/16	5250-126-040-A34	17/32
		5250-126-025-A08	1/8	5250-126-032-018	18	5250-126-040-A14	7/32	5250-126-040-A36	9/16
		5250-126-025-A10	5/32	5250-126-032-019	19	5250-126-040-A16	1/4	5250-126-040-A38	19/32
		5250-126-025-A12	3/16	5250-126-032-020	20	5250-126-040-A18	9/32	5250-126-040-A40	5/8
		5250-126-025-A14	7/32	INCHES		5250-126-040-A20	5/16	5250-126-040-A42	21/32
		5250-126-025-A16	1/4	5250-126-032-A08	1/8	5250-126-040-A22	11/32	5250-126-040-A44	11/16
		5250-126-025-A18	9/32	5250-126-032-A10	5/32	5250-126-040-A24	3/8	5250-126-040-A46	23/32
		5250-126-025-A20	5/16	5250-126-032-A12	3/16	5250-126-040-A26	13/32	5250-126-040-A48	3/4
		5250-126-025-A22	11/32	5250-126-032-A14	7/32	5250-126-040-A28	7/16	5250-126-040-A56	7/8
		5250-126-025-A24	3/8	5250-126-032-A16	1/4	5250-126-040-A30	15/32	5250-126-040-A64	1
		5250-126-025-A26	13/32	5250-126-032-A18	9/32				
		5250-126-025-A28	7/16	5250-126-032-A20	5/16				
		5250-126-025-A30	15/32	5250-126-032-A22	11/32				
		5250-126-025-A32	1/2	5250-126-032-A24	3/8				
		5250-126-025-A34	17/32	5250-126-032-A26	13/32				
		5250-126-025-A36	9/16	5250-126-032-A28	7/16				
				5250-126-032-A30	15/32				
				5250-126-032-A32	1/2				
				5250-126-032-A34	17/32				
				5250-126-032-A36	9/16				
				5250-126-032-A38	19/32				
				5250-126-032-A40	5/8				
				5250-126-032-A42	21/32				
				5250-126-032-A44	11/16				
				5250-126-032-A46	23/32				
				5250-126-032-A48	3/4				

Features:

- ▶ Runout accuracy: 15µm, A class 10µm, UP class 5µm.
- ▶ The design of coolant grooves is good for cooling and metal chips removal, extending tool life.
- ▶ Water pressure up to 50kgf/cm².
- ▶ Used for cutting tools without coolant holes.



ER COOLANT COLLET FOD TYPE

ER - FOD 出水筒夾

(DIN ISO 15488)



TW PAT NO. M337439
C N PAT NO. ZL200720007536.1
C N PAT NO. ZL200820102788.7

ER16 - FOD		ER25 - FOD		ER32 - FOD	
MODEL NO.	SIZE	MODEL NO.	SIZE	MODEL NO.	SIZE
5250-127-016-003	3	5250-127-025-003	3	5250-127-032-003	3
5250-127-016-004	4	5250-127-025-004	4	5250-127-032-004	4
5250-127-016-005	5	5250-127-025-005	5	5250-127-032-005	5
5250-127-016-006	6	5250-127-025-006	6	5250-127-032-006	6
5250-127-016-007	7	5250-127-025-007	7	5250-127-032-007	7
INCHES					
5250-127-016-A08	1/8	5250-127-025-008	8	5250-127-032-008	8
5250-127-016-A10	5/32	5250-127-025-009	9	5250-127-032-009	9
5250-127-016-A12	3/16	5250-127-025-010	10	5250-127-032-010	10
5250-127-016-A14	7/32	5250-127-025-011	11	5250-127-032-011	11
5250-127-016-A16	1/4	5250-127-025-012	12	5250-127-032-012	12
5250-127-016-A18	9/32	5250-127-025-013	13	5250-127-032-013	13
5250-127-016-A20	5/16	5250-127-025-014	14	5250-127-032-014	14
INCHES					
ER20 - FOD		5250-127-025-A08	1/8	5250-127-032-016	16
MODEL NO.	SIZE	5250-127-025-A10	5/32	5250-127-032-017	17
5250-127-020-003	3	5250-127-025-A12	3/16	5250-127-032-018	18
5250-127-020-004	4	5250-127-025-A14	7/32	5250-127-032-019	19
5250-127-020-005	5	5250-127-025-A16	1/4	5250-127-032-020	20
5250-127-020-006	6	5250-127-025-A18	9/32	INCHES	
5250-127-020-007	7	5250-127-025-A20	5/16	5250-127-032-A08	1/8
5250-127-020-008	8	5250-127-025-A22	11/32	5250-127-032-A10	5/32
5250-127-020-009	9	5250-127-025-A24	3/8	5250-127-032-A12	3/16
INCHES					
5250-127-020-A08	1/8	5250-127-025-A26	13/32	5250-127-032-A14	7/32
5250-127-020-A10	5/32	5250-127-025-A28	7/16	5250-127-032-A16	1/4
5250-127-020-A12	3/16	5250-127-025-A30	15/32	5250-127-032-A18	9/32
5250-127-020-A14	7/32	5250-127-025-A32	1/2	5250-127-032-A20	5/16
5250-127-020-A16	1/4	5250-127-025-A34	17/32	5250-127-032-A22	11/32
5250-127-020-A18	9/32	5250-127-025-A36	9/16	5250-127-032-A24	3/8
5250-127-020-A20	5/16			5250-127-032-A26	13/32
5250-127-020-A22	11/32			5250-127-032-A28	7/16
5250-127-020-A24	3/8			5250-127-032-A30	15/32

ER40 - FOD			
MODEL NO.	SIZE	MODEL NO.	SIZE
5250-127-040-004	4	5250-127-040-016	16
5250-127-040-005	5	5250-127-040-017	17
5250-127-040-006	6	5250-127-040-018	18
5250-127-040-007	7	5250-127-040-019	19
5250-127-040-008	8	5250-127-040-020	20
5250-127-040-009	9	5250-127-040-021	21
5250-127-040-010	10	5250-127-040-022	22
5250-127-040-011	11	5250-127-040-023	23
5250-127-040-012	12	5250-127-040-024	24
5250-127-040-013	13	5250-127-040-025	25
5250-127-040-014	14	5250-127-040-026	26
5250-127-040-015	15		

INCHES			
5250-127-040-A10	5/32	5250-127-040-A32	1/2
5250-127-040-A12	3/16	5250-127-040-A34	17/32
5250-127-040-A14	7/32	5250-127-040-A36	9/16
5250-127-040-A16	1/4	5250-127-040-A38	19/32
5250-127-040-A18	9/32	5250-127-040-A40	5/8
5250-127-040-A20	5/16	5250-127-040-A42	21/32
5250-127-040-A22	11/32	5250-127-040-A44	11/16
5250-127-040-A24	3/8	5250-127-040-A46	23/32
5250-127-040-A26	13/32	5250-127-040-A48	3/4
5250-127-040-A28	7/16	5250-127-040-A56	7/8
5250-127-040-A30	15/32	5250-127-040-A64	1

ER50 - FOD			
MODEL NO.	SIZE	MODEL NO.	SIZE
5250-127-050-006	6	5250-127-050-021	21
5250-127-050-007	7	5250-127-050-022	22
5250-127-050-008	8	5250-127-050-023	23
5250-127-050-009	9	5250-127-050-024	24
5250-127-050-010	10	5250-127-050-025	25
5250-127-050-011	11	5250-127-050-026	26
5250-127-050-012	12	5250-127-050-027	27
5250-127-050-013	13	5250-127-050-028	28
5250-127-050-014	14	5250-127-050-029	29
5250-127-050-015	15	5250-127-050-030	30
5250-127-050-016	16	5250-127-050-031	31
5250-127-050-017	17	5250-127-050-032	32
5250-127-050-018	18	5250-127-050-033	33
5250-127-050-019	19	5250-127-050-034	34
5250-127-050-020	20		

INCHES			
5250-127-050-A16	1/4	5250-127-050-A40	5/8
5250-127-050-A18	9/32	5250-127-050-A42	21/32
5250-127-050-A20	5/16	5250-127-050-A44	11/16
5250-127-050-A22	11/32	5250-127-050-A46	23/32
5250-127-050-A24	3/8	5250-127-050-A48	3/4
5250-127-050-A26	13/32	5250-127-050-A56	7/8
5250-127-050-A28	7/16	5250-127-050-A64	1
5250-127-050-A30	15/32	5250-127-050-A66	1-1/16
5250-127-050-A32	1/2	5250-127-050-A68	1-1/8
5250-127-050-A34	17/32	5250-127-050-A70	1-3/16
5250-127-050-A36	9/16	5250-127-050-A72	1-1/4
5250-127-050-A38	19/32	5250-127-050-A74	1-5/16

Features:

- ▶ Runout accuracy: 15µm, A class 10µm, UP class 5µm.
- ▶ The design of coolant holes is good for cooling and metal chips removal, extending tool life.
- ▶ Water pressure up to 50kgf/cm².
- ▶ Used for cutting tools without coolant holes.



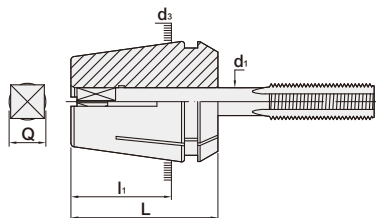
ER - TC RIGID TAP COLLET

ER 鋼性攻牙筒夾

(DIN ISO 15488)



台灣精品 2007
TAIWAN EXCELLENCE



TW PAT NO. M148435
TW PAT NO. M333253
CH PAT NO. 693702
CN PAT NO. ZL200820102787.2

TYPE	d ₃	L	l ₁	CAPACITY	WEIGHT (KGS)
ER 16	16	27.5	17.5	M3 ~ M12	0.02
ER 20	20	31.5	20.7	M3 ~ M17	0.04
ER 25	25	34	23	M3 ~ M22	0.06
ER 32	32	40	27.34	M3 ~ M27	0.14
ER 40	40	46	31.34	M3 ~ M27	0.24
ER 50	50	60	38.9	M10 ~ M33	0.44

ER - TC16

MODEL NO.	d ₁	Q	d ₂	SQ	l ₂	STANDARD	MODEL NO.	d ₁	Q	d ₂	SQ	l ₂	STANDARD
5250-116-016-11	2.24	2	M3	1.8	18	ISO-529	5250-116-016-22	6	5.09	M5	4.9	18	DIN-352
5250-116-016-12	2.5	2.2	M3.5	2.1	18	DIN-376	5250-116-016-22	6	5.09	M5	4.9	18	DIN-371
5250-116-016-12	2.5	2.2	M3.5	2	18	ISO-529	5250-116-016-22	6	5.09	M6	4.5	18	JIS
5250-116-016-13	2.8	2.6	M4	2.1	18	DIN-376	5250-116-016-22	6	5.09	M6	4.9	18	DIN-352
5250-116-016-14	3.15	2.9	M3	2.5	18	ISO-529	5250-116-016-22	6	5.09	M6	4.9	18	DIN-371
5250-116-016-14	3.15	2.9	M4	2.5	18	ISO-529	5250-116-016-22	6	5.09	M8	4.9	18	DIN-352
5250-116-016-15	3.5	3.3	M3	2.7	18	DIN-352	5250-116-016-22	6	5.09	M8	4.9	18	DIN-376
5250-116-016-15	3.5	3.3	M3	2.7	18	DIN-371	5250-116-016-24	6.2	5.21	M7	5	18	JIS
5250-116-016-16	3.55	3.3	M3.5	2.8	18	ISO-529	5250-116-016-24	6.2	5.21	M8	5	18	JIS
5250-116-016-16	3.55	3.3	M4.5	2.8	18	ISO-529	5250-116-016-25	6.3	5.21	M6	5	18	ISO-529
5250-116-016-17	4	3.8	M3	3.2	18	JIS	5250-116-016-25	6.3	5.21	M8	5	18	ISO-529
5250-116-016-17	4	3.8	M3.5	3	18	DIN-352	5250-116-016-26	7	5.84	M9	5.5	18	JIS
5250-116-016-17	4	3.8	M3.5	3	18	DIN-371	5250-116-016-26	7	5.84	M10	5.5	18	JIS
5250-116-016-17	4	3.8	M4	3.15	18	ISO-529	5250-116-016-26	7	5.84	M10	5.5	18	DIN-352
5250-116-016-17	4	3.8	M5	3.15	18	ISO-529	5250-116-016-26	7	5.84	M10	5.5	18	DIN-376
5250-116-016-18	4.5	4.0	M4	3.4	18	DIN-352	5250-116-016-27	8	6.88	M8	6.2	22	DIN-371
5250-116-016-18	4.5	4	M4	3.4	18	DIN-371	5250-116-016-27	8	6.88	M8	6.3	22	ISO-529
5250-116-016-18	4.5	4	M6	3.4	18	DIN-376	5250-116-016-27	8	6.88	M10	6.3	22	ISO-529
5250-116-016-18	4.5	4	M6	3.55	18	ISO-529	5250-116-016-27	8	6.88	M11	6	22	JIS
5250-116-016-20	5	4.7	M4	4	18	JIS	5250-116-016-28	8.5	7.14	M12	6.5	22	JIS
5250-116-016-20	5	4.7	M4.5	4	18	JIS	5250-116-016-29	9	7.95	M12	7	22	DIN-352
5250-116-016-20	5	4.7	M5	4	18	ISO-529	5250-116-016-29	9	7.95	M12	7	22	DIN-376
5250-116-016-21	5.5	4.73	M5	4.5	18	JIS	5250-116-016-29	9	7.95	M12	7.1	22	ISO-529
5250-116-016-21	5.5	4.73	M5.5	4.5	18	JIS	5250-116-016-30	10	9.16	M10	8	22	DIN-371
							5250-116-016-30	10	9.16	M10	8	22	ISO-529

INCHES

5250-116-016-02	0.168	0.151	5/32	0.131	0.709	-	5250-116-016-04	0.220	0.198	7/32	0.165	0.709	-
5250-116-016-03	0.194	0.180	3/16	0.152	0.709	-	5250-116-016-05	0.255	0.198	1/4	0.191	0.709	-

ER - TC20

MODEL NO.	d ₁	Q	d ₂	SQ	l ₂	STANDARD	MODEL NO.	d ₁	Q	d ₂	SQ	l ₂	STANDARD
5250-116-020-12	2.24	2	M3	1.8	18	ISO-529	5250-116-020-23	6	5.09	M8	4.9	18	DIN-352
5250-116-020-13	2.5	2.2	M3.5	2.1	18	DIN-376	5250-116-020-23	6	5.09	M8	4.9	18	DIN-376
5250-116-020-13	2.5	2.2	M3.5	2	18	ISO-529	5250-116-020-24	6.2	5.21	M7	5	18	JIS
5250-116-020-14	2.8	2.6	M4	2.1	18	DIN-376	5250-116-020-24	6.2	5.21	M8	5	18	JIS
5250-116-020-15	3.15	2.9	M3	2.5	18	ISO-529	5250-116-020-25	6.3	5.21	M6	5	18	ISO-529
5250-116-020-15	3.15	2.9	M4	2.5	18	ISO-529	5250-116-020-25	6.3	5.21	M8	5	18	ISO-529
5250-116-020-16	3.5	3.3	M3	2.7	18	DIN-352	5250-116-020-26	7	5.84	M9	5.5	18	JIS
5250-116-020-16	3.5	3.3	M3	2.7	18	DIN-371	5250-116-020-26	7	5.84	M10	5.5	18	JIS
5250-116-020-16	3.5	3.3	M5	2.7	18	DIN-376	5250-116-020-26	7	5.84	M10	5.5	18	DIN-352
5250-116-020-17	3.55	3.3	M3.5	2.8	18	ISO-529	5250-116-020-26	7	5.84	M10	5.5	18	DIN-376
5250-116-020-17	3.55	3.3	M4.5	2.8	18	ISO-529	5250-116-020-27	8	6.88	M8	6.2	22	DIN-371
5250-116-020-18	4	3.8	M3	3.2	18	JIS	5250-116-020-27	8	6.88	M8	6.3	22	ISO-529
5250-116-020-18	4	3.8	M3.5	3	18	DIN-352	5250-116-020-27	8	6.88	M10	6.3	22	ISO-529
5250-116-020-18	4	3.8	M3.5	3	18	DIN-371	5250-116-020-27	8	6.88	M11	6	22	JIS
5250-116-020-18	4	3.8	M4	3.15	18	ISO-529	5250-116-020-28	8.5	7.14	M12	6.5	22	JIS
5250-116-020-18	4	3.8	M5	3.15	18	ISO-529	5250-116-020-29	9	7.95	M12	7	22	DIN-352
5250-116-020-19	4.5	4.0	M4	3.4	18	DIN-352	5250-116-020-29	9	7.95	M12	7	22	DIN-376
5250-116-020-19	4.5	4.0	M4	3.4	18	DIN-371	5250-116-020-29	9	7.95	M12	7.1	22	ISO-529
5250-116-020-19	4.5	4.0	M6	3.4	18	DIN-376	5250-116-020-30	10	9.16	M10	8	22	DIN-371
5250-116-020-19	4.5	4.0	M6	3.55	18	ISO-529	5250-116-020-30	10	9.16	M10	8	22	ISO-529
5250-116-020-21	5	4.7	M4	4	18	JIS	5250-116-020-31	10.5	9.16	M14	8	25	JIS
5250-116-020-21	5	4.7	M4.5	4	18	JIS	5250-116-020-31	10.5	9.16	M15	8	25	JIS
5250-116-020-21	5	4.7	M5	4	18	ISO-529	5250-116-020-32	11	10.53	M14	9	25	DIN-352
5250-116-020-22	5.5	4.73	M5	4.5	18	JIS	5250-116-020-32	11	10.53	M14	9	25	DIN-376
5250-116-020-22	5.5	4.73	M5.5	4.5	18	JIS	5250-116-020-33	11.2	10.53	M14	9	25	ISO-529
5250-116-020-23	6	5.09	M5	4.9	18	DIN-352	5250-116-020-34	12	10.53	M16	9	25	DIN-352
5250-116-020-23	6	5.09	M5	4.9	18	DIN-371	5250-116-020-34	12	10.53	M16	9	25	DIN-376
5250-116-020-23	6	5.09	M6	4.5	18	JIS	5250-116-020-35	12.5	11.91	M16	10	25	JIS
5250-116-020-23	6	5.09	M6	4.9	18	DIN-352	5250-116-020-35	12.5	11.91	M16	10	25	ISO-529
5250-116-020-23	6	5.09	M6	4.9	18	DIN-371	5250-116-020-36	13	11.91	M17	10	25	JIS

INCHES

5250-116-020-02	0.168	0.151	5/32	0.131	0.709	-	5250-116-020-07	0.323	0.263	7/16	0.242	0.866	-
5250-116-020-03	0.194	0.180	3/16	0.152	0.709	-	5250-116-020-08	0.367	0.307	1/2	0.275	0.866	-
5250-116-020-04	0.220	0.198	7/32	0.165	0.709	-	5250-116-020-09	0.381	0.321	3/8	0.286	0.866	-
5250-116-020-05	0.255	0.198	1/4	0.191	0.709	-	5250-116-020-10	0.429	0.37	9/16	0.322	0.984	-
5250-116-020-06	0.318	0.258	5/16	0.238	0.866	-							



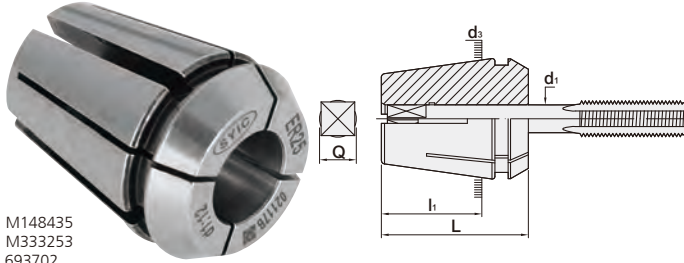
ER - TC RIGID TAP COLLET



台灣精品 2007
TAIWAN EXCELLENCE

ER 鋼性攻牙筒夾

(DIN ISO 15488)



TW PAT NO. M148435
TW PAT NO. M333253
CH PAT NO. 693702
CN PAT NO. ZL200820102787.2

TYPE	d ₃	L	l ₁	CAPACITY	WEIGHT (KGS)
ER 16	16	27.5	17.5	M3 ~ M12	0.02
ER 20	20	31.5	20.7	M3 ~ M17	0.04
ER 25	25	34	23	M3 ~ M22	0.06
ER 32	32	40	27.34	M3 ~ M27	0.14
ER 40	40	46	31.34	M3 ~ M27	0.24
ER 50	50	60	38.9	M10 ~ M33	0.44

ER - TC25

MODEL NO.	d ₁	Q	d ₂	SQ	l ₂	STANDARD	MODEL NO.	d ₁	Q	d ₂	SQ	l ₂	STANDARD
5250-116-025-17	2.24	2	M3	1.8	18	ISO-529	5250-116-025-31	6.3	5.21	M8	5	18	ISO-529
5250-116-025-18	2.5	2.2	M3.5	2.1	18	DIN-376	5250-116-025-32	7	5.84	M9	5.5	18	JIS
5250-116-025-18	2.5	2.2	M3.5	2	18	ISO-529	5250-116-025-32	7	5.84	M10	5.5	18	JIS
5250-116-025-19	2.8	2.6	M4	2.1	18	DIN-376	5250-116-025-32	7	5.84	M10	5.5	18	DIN-352
5250-116-025-20	3.15	2.9	M3	2.5	18	ISO-529	5250-116-025-32	7	5.84	M10	5.5	18	DIN-376
5250-116-025-20	3.15	2.9	M4	2.5	18	ISO-529	5250-116-025-33	8	6.88	M8	6.2	22	DIN-371
5250-116-025-21	3.5	3.3	M3	2.7	18	DIN-352	5250-116-025-33	8	6.88	M8	6.3	22	ISO-529
5250-116-025-21	3.5	3.3	M3	2.7	18	DIN-371	5250-116-025-33	8	6.88	M10	6.3	22	ISO-529
5250-116-025-21	3.5	3.3	M5	2.7	18	DIN-376	5250-116-025-33	8	6.88	M11	6	22	JIS
5250-116-025-22	3.55	3.3	M3.5	2.8	18	ISO-529	5250-116-025-34	8.5	7.14	M12	6.5	22	JIS
5250-116-025-22	3.55	3.3	M4.5	2.8	18	ISO-529	5250-116-025-35	9	7.95	M12	7	22	DIN-352
5250-116-025-23	4	3.8	M3	3.2	18	JIS	5250-116-025-35	9	7.95	M12	7	22	DIN-376
5250-116-025-23	4	3.8	M3.5	3	18	DIN-352	5250-116-025-35	9	7.95	M12	7.1	22	ISO-529
5250-116-025-23	4	3.8	M3.5	3	18	DIN-371	5250-116-025-36	10	9.16	M10	8	22	DIN-371
5250-116-025-23	4	3.8	M4	3.15	18	ISO-529	5250-116-025-36	10	9.16	M10	8	22	ISO-529
5250-116-025-23	4	3.8	M5	3.15	18	ISO-529	5250-116-025-37	10.5	9.16	M14	8	25	JIS
5250-116-025-24	4.5	4.0	M4	3.4	18	DIN-352	5250-116-025-37	10.5	9.16	M15	8	25	JIS
5250-116-025-24	4.5	4.0	M4	3.4	18	DIN-371	5250-116-025-38	11	10.53	M14	9	25	DIN-352
5250-116-025-24	4.5	4.0	M6	3.4	18	DIN-376	5250-116-025-38	11	10.53	M14	9	25	DIN-376
5250-116-025-24	4.5	4.0	M6	3.55	18	ISO-529	5250-116-025-39	11.2	10.53	M14	9	25	ISO-529
5250-116-025-26	5	4.7	M4	4	18	JIS	5250-116-025-40	12	10.53	M16	9	25	DIN-352
5250-116-025-26	5	4.7	M4.5	4	18	JIS	5250-116-025-40	12	10.53	M16	9	25	DIN-376
5250-116-025-26	5	4.7	M5	4	18	ISO-529	5250-116-025-41	12.5	11.91	M16	10	25	JIS
5250-116-025-27	5.5	4.73	M5	4.5	18	JIS	5250-116-025-41	12.5	11.91	M16	10	25	ISO-529
5250-116-025-27	5.5	4.73	M5.5	4.5	18	JIS	5250-116-025-42	13	11.91	M17	10	25	JIS
5250-116-025-28	6	5.09	M5	4.9	18	DIN-352	5250-116-025-43	14	12.97	M18	11	25	JIS
5250-116-025-28	6	5.09	M5	4.9	18	DIN-371	5250-116-025-43	14	12.97	M18	11	25	DIN-352
5250-116-025-28	6	5.09	M6	4.5	18	JIS	5250-116-025-43	14	12.97	M18	11	25	DIN-376
5250-116-025-28	6	5.09	M6	4.9	18	DIN-352	5250-116-025-43	14	12.97	M18	11.2	25	ISO-529
5250-116-025-28	6	5.09	M6	4.9	18	DIN-371	5250-116-025-43	14	12.97	M20	11.2	25	ISO-529
5250-116-025-28	6	5.09	M8	4.9	18	DIN-352	5250-116-025-44	15	14.06	M20	12	25	JIS
5250-116-025-28	6	5.09	M8	4.9	18	DIN-376	5250-116-025-45	16	14.8	M20	12	25	DIN-352
5250-116-025-30	6.2	5.21	M7	5	18	JIS	5250-116-025-45	16	14.8	M20	12	25	DIN-376
5250-116-025-30	6.2	5.21	M8	5	18	JIS	5250-116-025-45	16	14.8	M22	12.5	25	ISO-529
5250-116-025-31	6.3	5.21	M6	5	18	ISO-529							

INCHES

5250-116-025-02	0.168	0.151	5/32	0.131	0.709	-	5250-116-025-10	0.367	0.307	1/2	0.275	0.866	-
5250-116-025-03	0.194	0.180	3/16	0.152	0.709	-	5250-116-025-11	0.381	0.321	3/8	0.286	0.866	-
5250-116-025-04	0.220	0.198	7/32	0.165	0.709	-	5250-116-025-12	0.429	0.370	9/16	0.322	0.984	-
5250-116-025-05	0.255	0.198	1/4	0.191	0.709	-	5250-116-025-13	0.437	0.378	1/8 PT	0.328	0.984	-
5250-116-025-07	0.318	0.258	5/16	0.238	0.866	-	5250-116-025-14	0.480	0.422	5/8	0.360	0.984	-
5250-116-025-08	0.323	0.263	7/16	0.242	0.866	-							

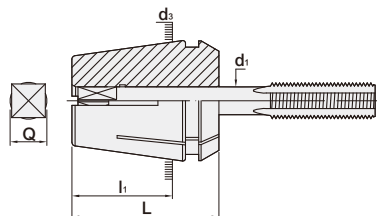


ER - TC RIGID TAP COLLET

ER 鋼性攻牙筒夾



台灣精品2007
TAIWAN EXCELLENCE



TW PAT NO. M148435
TW PAT NO. M333253
CH PAT NO. 693702
CN PAT NO. ZL200820102787.2

TYPE	d ₃	L	l ₁	CAPACITY	WEIGHT (KGS)
ER 16	16	27.5	17.5	M3 ~ M12	0.02
ER 20	20	31.5	20.7	M3 ~ M17	0.04
ER 25	25	34	23	M3 ~ M22	0.06
ER 32	32	40	27.34	M3 ~ M27	0.14
ER 40	40	46	31.34	M3 ~ M27	0.24
ER 50	50	60	38.9	M10 ~ M33	0.44

**ER - TC32
METRIC**

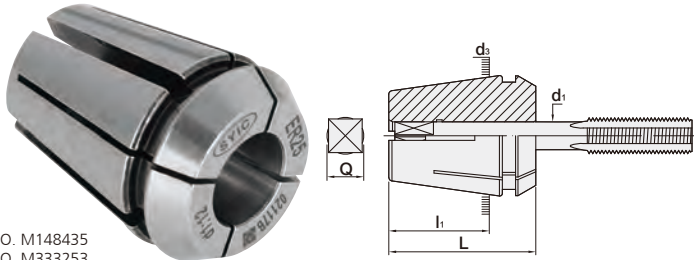
MODEL NO.	d ₁	Q	d ₂	SQ	l ₂	STANDARD	MODEL NO.	d ₁	Q	d ₂	SQ	l ₂	STANDARD
5250-116-032-23	2.24	2	M3	1.8	18	ISO-529	5250-116-032-37	7	5.84	M10	5.5	18	DIN-376
5250-116-032-24	2.5	2.2	M3.5	2.1	18	DIN-376	5250-116-032-38	8	6.88	M8	6.2	22	DIN-371
5250-116-032-24	2.5	2.2	M3.5	2	18	ISO-529	5250-116-032-38	8	6.88	M8	6.3	22	ISO-529
5250-116-032-25	2.8	2.6	M4	2.1	18	DIN-376	5250-116-032-38	8	6.88	M10	6.3	22	ISO-529
5250-116-032-26	3.15	2.9	M3	2.5	18	ISO-529	5250-116-032-38	8	6.88	M11	6	22	JIS
5250-116-032-26	3.15	2.9	M4	2.5	18	ISO-529	5250-116-032-39	8.5	7.14	M12	6.5	22	JIS
5250-116-032-27	3.5	3.3	M3	2.7	18	DIN-352	5250-116-032-40	9	7.95	M12	7	22	DIN-352
5250-116-032-27	3.5	3.3	M3	2.7	18	DIN-371	5250-116-032-40	9	7.95	M12	7	22	DIN-376
5250-116-032-27	3.5	3.3	M5	2.7	18	DIN-376	5250-116-032-40	9	7.95	M12	7.1	22	ISO-529
5250-116-032-28	3.55	3.3	M3.5	2.8	18	ISO-529	5250-116-032-41	10	9.16	M10	8	22	DIN-371
5250-116-032-28	3.55	3.3	M4.5	2.8	18	ISO-529	5250-116-032-41	10	9.16	M10	8	22	ISO-529
5250-116-032-29	4	3.8	M3	3.2	18	JIS	5250-116-032-42	10.5	9.16	M14	8	25	JIS
5250-116-032-29	4	3.8	M3.5	3	18	DIN-352	5250-116-032-42	10.5	9.16	M15	8	25	JIS
5250-116-032-29	4	3.8	M3.5	3	18	DIN-371	5250-116-032-43	11	10.53	M14	9	25	DIN-352
5250-116-032-29	4	3.8	M4	3.15	18	ISO-529	5250-116-032-43	11	10.53	M14	9	25	DIN-376
5250-116-032-29	4	3.8	M5	3.15	18	ISO-529	5250-116-032-44	11.2	10.53	M14	9	25	ISO-529
5250-116-032-30	4.5	4.0	M4	3.4	18	DIN-352	5250-116-032-45	12	10.53	M16	9	25	DIN-352
5250-116-032-30	4.5	4.0	M4	3.4	18	DIN-371	5250-116-032-45	12	10.53	M16	9	25	DIN-376
5250-116-032-30	4.5	4.0	M6	3.4	18	DIN-376	5250-116-032-46	12.5	11.91	M16	10	25	JIS
5250-116-032-30	4.5	4.0	M6	3.55	18	ISO-529	5250-116-032-46	12.5	11.91	M16	10	25	ISO-529
5250-116-032-32	5	4.7	M4	4	18	JIS	5250-116-032-47	13	11.91	M17	10	25	JIS
5250-116-032-32	5	4.7	M4.5	4	18	JIS	5250-116-032-48	14	12.97	M18	11	25	JIS
5250-116-032-32	5	4.7	M5	4	18	ISO-529	5250-116-032-48	14	12.97	M18	11	25	DIN-352
5250-116-032-33	5.5	4.73	M5	4.5	18	JIS	5250-116-032-48	14	12.97	M18	11	25	DIN-376
5250-116-032-33	5.5	4.73	M5.5	4.5	18	JIS	5250-116-032-48	14	12.97	M18	11.2	25	ISO-529
5250-116-032-34	6	5.09	M5	4.9	18	DIN-352	5250-116-032-48	14	12.97	M20	11.2	25	ISO-529
5250-116-032-34	6	5.09	M5	4.9	18	DIN-371	5250-116-032-49	15	14.06	M20	12	25	JIS
5250-116-032-34	6	5.09	M6	4.5	18	JIS	5250-116-032-50	16	14.8	M20	12	25	DIN-352
5250-116-032-34	6	5.09	M6	4.9	18	DIN-352	5250-116-032-50	16	14.8	M20	12	25	DIN-376
5250-116-032-34	6	5.09	M6	4.9	18	DIN-371	5250-116-032-50	16	14.8	M22	12.5	25	ISO-529
5250-116-032-34	6	5.09	M8	4.9	18	DIN-352	5250-116-032-51	17	15.44	M22	13	28	JIS
5250-116-032-34	6	5.09	M8	4.9	18	DIN-376	5250-116-032-52	18	17.52	M22	14.5	28	DIN-352
5250-116-032-35	6.2	5.21	M7	5	18	JIS	5250-116-032-52	18	17.52	M22	14.5	28	DIN-376
5250-116-032-35	6.2	5.21	M8	5	18	JIS	5250-116-032-52	18	17.52	M24	14.5	28	DIN-352
5250-116-032-36	6.3	5.21	M6	5	18	ISO-529	5250-116-032-52	18	17.52	M24	14.5	28	DIN-376
5250-116-032-36	6.3	5.21	M8	5	18	ISO-529	5250-116-032-52	18	17.52	M24	14	28	ISO-529
5250-116-032-37	7	5.84	M9	5.5	18	JIS	5250-116-032-53	19	18.22	M24	15	28	JIS
5250-116-032-37	7	5.84	M10	5.5	18	JIS	5250-116-032-53	19	18.22	M25	15	28	JIS
5250-116-032-37	7	5.84	M10	5.5	18	DIN-352	5250-116-032-54	20	19.61	M26	15	28	JIS
5250-116-032-37	7	5.84	M10	5.5	18	DIN-352	5250-116-032-54	20	19.61	M27	15	28	JIS



ER - TC RIGID TAP COLLET

ER 鋼性攻牙筒夾

(DIN ISO 15488)



TW PAT NO. M148435
 TW PAT NO. M333253
 CH PAT NO. 693702
 CN PAT NO. ZL200820102787.2

TYPE	d ₃	L	l ₁	CAPACITY	WEIGHT (KGS)
ER 16	16	27.5	17.5	M3 ~ M12	0.02
ER 20	20	31.5	20.7	M3 ~ M17	0.04
ER 25	25	34	23	M3 ~ M22	0.06
ER 32	32	40	27.34	M3 ~ M27	0.14
ER 40	40	46	31.34	M3 ~ M27	0.24
ER 50	50	60	38.9	M10 ~ M33	0.44

ER - TC32
INCHES

MODEL NO.	d ₁	Q	d ₂	SQ	l ₂	MODEL NO.	d ₁	Q	d ₂	SQ	l ₂
5250-116-032-03	0.168	0.151	5/32	0.131	0.709	5250-116-032-13	0.429"	0.370"	9/16	0.322"	0.984
5250-116-032-04	0.194	0.180	3/16	0.152	0.709	5250-116-032-14	0.437"	0.378"	1/8 PT	0.328"	1.102
5250-116-032-05	0.220	0.198	7/32	0.165	0.709	5250-116-032-15	0.480"	0.422"	5/8	0.360"	1.102
5250-116-032-06	0.255	0.198	1/4	0.191	0.709	5250-116-032-16	0.542"	0.486"	11/16	0.406"	1.102
5250-116-032-09	0.318	0.258	5/16	0.238	0.866	5250-116-032-17	0.562"	0.483"	1/4 PT	0.421"	1.102
5250-116-032-10	0.323	0.263	7/16	0.242	0.866	5250-116-032-18	0.590"	0.512"	3/4	0.442"	1.102
5250-116-032-11	0.367	0.307	1/2	0.275	0.866	5250-116-032-20	0.652"	0.576"	13/16	0.489"	1.102
5250-116-032-12	0.381	0.321	3/8	0.286	0.866						

Features:

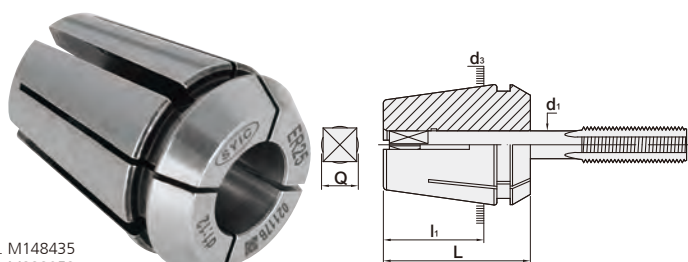
- ▶ To clamp a tap by the slots size differential.
- ▶ This product is workable as long as d₁ size(shank dia. of tap) matches collet ID(patented design).
- ▶ When making an order, please inform collet type and the size of d₁(shank dia. of tap).



ER - TC RIGID TAP COLLET

ER 鋼性攻牙筒夾

(DIN ISO 15488)



TW PAT NO. M148435
 TW PAT NO. M333253
 CH PAT NO. 693702
 CN PAT NO. ZL200820102787.2

TYPE	d ₂	L	l ₁	CAPACITY	WEIGHT (KGS)
ER 16	16	27.5	17.5	M3 ~ M12	0.03
ER 20	20	31.5	20.7	M3 ~ M17	0.04
ER 25	25	34	23	M3 ~ M22	0.06
ER 32	32	40	27.34	M3 ~ M27	0.10
ER 40	40	46	31.34	M3 ~ M27	0.25
ER 50	50	60	38.9	M10 ~ M33	0.45

ER - TC40

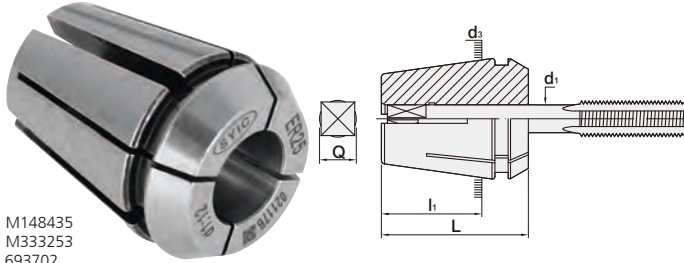
MODEL NO.	d ₁	Q	d ₂	SQ	l ₂	STANDARD	MODEL NO.	d ₁	Q	d ₂	SQ	l ₂	STANDARD
5250-116-040-34	2.24	2	M3	1.8	18	ISO-529	5250-116-040-47	7	5.84	M10	5.5	18	DIN-376
5250-116-040-35	2.5	2.2	M3.5	2.1	18	DIN-376	5250-116-040-48	8	6.88	M8	6.2	22	DIN-371
5250-116-040-35	2.5	2.2	M3.5	2	18	ISO-529	5250-116-040-48	8	6.88	M8	6.3	22	ISO-529
5250-116-040-36	2.8	2.6	M4	2.1	18	DIN-376	5250-116-040-48	8	6.88	M10	6.3	22	ISO-529
5250-116-040-37	3.15	2.9	M3	2.5	18	ISO-529	5250-116-040-48	8	6.88	M11	6	22	JIS
5250-116-040-37	3.15	2.9	M4	2.5	18	ISO-529	5250-116-040-49	8.5	7.14	M12	6.5	22	JIS
5250-116-040-38	3.5	3.3	M3	2.7	18	DIN-352	5250-116-040-50	9	7.95	M12	7	22	DIN-352
5250-116-040-38	3.5	3.3	M3	2.7	18	DIN-371	5250-116-040-50	9	7.95	M12	7	22	DIN-376
5250-116-040-38	3.5	3.3	M5	2.7	18	DIN-376	5250-116-040-50	9	7.95	M12	7.1	22	ISO-529
5250-116-040-39	3.55	3.3	M3.5	2.8	18	ISO-529	5250-116-040-51	10	9.16	M10	8	22	DIN-371
5250-116-040-39	3.55	3.3	M4.5	2.8	18	ISO-529	5250-116-040-51	10	9.16	M10	8	22	ISO-529
5250-116-040-40	4	3.8	M3	3.2	18	JIS	5250-116-040-52	10.5	9.16	M14	8	25	JIS
5250-116-040-40	4	3.8	M3.5	3	18	DIN-352	5250-116-040-52	10.5	9.16	M15	8	25	JIS
5250-116-040-40	4	3.8	M3.5	3	18	DIN-371	5250-116-040-53	11	10.53	M14	9	25	DIN-352
5250-116-040-40	4	3.8	M4	3.15	18	ISO-529	5250-116-040-53	11	10.53	M14	9	25	DIN-376
5250-116-040-40	4	3.8	M5	3.15	18	ISO-529	5250-116-040-54	11.2	10.53	M14	9	25	ISO-529
5250-116-040-41	4.5	4	M4	3.4	18	DIN-352	5250-116-040-55	12	10.53	M16	9	25	DIN-352
5250-116-040-41	4.5	4	M4	3.4	18	DIN-371	5250-116-040-55	12	10.53	M16	9	25	DIN-376
5250-116-040-41	4.5	4	M6	3.4	18	DIN-376	5250-116-040-56	12.5	11.91	M16	10	25	JIS
5250-116-040-41	4.5	4	M6	3.55	18	ISO-529	5250-116-040-56	12.5	11.91	M16	10	25	ISO-529
5250-116-040-42	5	4.7	M4	4	18	JIS	5250-116-040-57	13	11.91	M17	10	25	JIS
5250-116-040-42	5	4.7	M4.5	4	18	JIS	5250-116-040-58	14	12.97	M18	11	25	JIS
5250-116-040-42	5	4.7	M5	4	18	ISO-529	5250-116-040-58	14	12.97	M18	11	25	DIN-352
5250-116-040-43	5.5	4.73	M5	4.5	18	JIS	5250-116-040-58	14	12.97	M18	11	25	DIN-376
5250-116-040-43	5.5	4.73	M5.5	4.5	18	JIS	5250-116-040-58	14	12.97	M18	11.2	25	ISO-529
5250-116-040-44	6	5.09	M5	4.9	18	DIN-352	5250-116-040-58	14	12.97	M20	11.2	25	ISO-529
5250-116-040-44	6	5.09	M5	4.9	18	DIN-371	5250-116-040-59	15	14.06	M20	12	25	JIS
5250-116-040-44	6	5.09	M6	4.5	18	JIS	5250-116-040-60	16	14.8	M20	12	25	DIN-352
5250-116-040-44	6	5.09	M6	4.9	18	DIN-352	5250-116-040-60	16	14.8	M20	12	25	DIN-376
5250-116-040-44	6	5.09	M6	4.9	18	DIN-371	5250-116-040-60	16	14.8	M22	12.5	25	ISO-529
5250-116-040-44	6	5.09	M8	4.9	18	DIN-352	5250-116-040-61	17	15.44	M22	13	28	JIS
5250-116-040-44	6	5.09	M8	4.9	18	DIN-376	5250-116-040-62	18	17.52	M22	14.5	28	DIN-352
5250-116-040-45	6.2	5.21	M7	5	18	JIS	5250-116-040-62	18	17.52	M22	14.5	28	DIN-376
5250-116-040-45	6.2	5.21	M8	5	18	JIS	5250-116-040-62	18	17.52	M24	14.5	28	DIN-352
5250-116-040-46	6.3	5.21	M6	5	18	ISO-529	5250-116-040-62	18	17.52	M24	14.5	28	DIN-376
5250-116-040-46	6.3	5.21	M8	5	18	ISO-529	5250-116-040-62	18	17.52	M24	14	28	ISO-529
5250-116-040-47	7	5.84	M9	5.5	18	JIS	5250-116-040-63	19	18.22	M24	15	28	JIS
5250-116-040-47	7	5.84	M10	5.5	18	JIS	5250-116-040-63	19	18.22	M25	15	28	JIS
5250-116-040-47	7	5.84	M10	5.5	18	DIN-352	5250-116-040-64	20	19.61	M26	15	28	JIS
5250-116-040-47	7	5.84	M10	5.5	18	DIN-352	5250-116-040-64	20	19.61	M27	15	28	JIS



ER - TC RIGID TAP COLLET

ER 鋼性攻牙筒夾

(DIN ISO 15488)



TW PAT NO. M148435
 TW PAT NO. M333253
 CH PAT NO. 693702
 CN PAT NO. ZL200820102787.2

TYPE	d ₃	L	l ₁	CAPACITY	WEIGHT (KGS)
ER 16	16	27.5	17.5	M3 ~ M12	0.03
ER 20	20	31.5	20.7	M3 ~ M17	0.04
ER 25	25	34	23	M3 ~ M22	0.06
ER 32	32	40	27.34	M3 ~ M27	0.10
ER 40	40	46	31.34	M3 ~ M27	0.25
ER 50	50	60	38.9	M10 ~ M33	0.45

ER - TC40 INCHES

MODEL NO.	d ₁	Q	d ₂	SQ	l ₂	MODEL NO.	d ₁	Q	d ₂	SQ	l ₂
5250-116-040-06	0.255"	0.198"	1/4	0.191"	0.709	5250-116-040-16	0.562"	0.483"	1/4 PT	0.421"	0.984
5250-116-040-07	0.318"	0.258"	5/16	0.238"	0.866	5250-116-040-17	0.590"	0.512"	3/4	0.442"	0.984
5250-116-040-08	0.323"	0.263"	7/16	0.242"	0.866	5250-116-040-20	0.652"	0.576"	13/16	0.489"	0.984
5250-116-040-09	0.367"	0.307"	1/2	0.275"	0.866	5250-116-040-21	0.687"	0.612"	1/2 PT	0.515"	0.984
5250-116-040-10	0.381"	0.321"	3/8	0.286"	0.866	5250-116-040-22	0.697"	0.623"	7/8	0.523"	0.984
5250-116-040-11	0.429"	0.370"	9/16	0.322"	0.984	5250-116-040-23	0.700"	0.634"	3/8 PT	0.531"	0.984
5250-116-040-12	0.437"	0.378"	1/8 PT	0.328"	0.984	5250-116-040-25	0.760"	0.689"	15/16	0.570"	1.102
5250-116-040-14	0.480"	0.422"	5/8	0.360"	0.984	5250-116-040-26	0.800"	0.730"	1	0.600"	1.102
5250-116-040-15	0.542"	0.486"	11/16	0.406"	0.984						

ER - TC50

MODEL NO.	d ₁	Q	d ₂	SQ	l ₂	STANDARD	MODEL NO.	d ₁	Q	d ₂	SQ	l ₂	STANDARD
5250-116-050-01	7	5.84	M10	5.5	18	JIS	5250-116-050-12	14	12.97	M18	11	25	DIN-352
5250-116-050-01	7	5.84	M10	5.5	18	DIN-352	5250-116-050-12	14	12.97	M18	11	25	DIN-376
5250-116-050-01	7	5.84	M10	5.5	18	DIN-376	5250-116-050-12	14	12.97	M18	11.2	25	ISO-529
5250-116-050-02	8	6.88	M8	6.2	22	DIN-371	5250-116-050-12	14	12.97	M20	11.2	25	ISO-529
5250-116-050-02	8	6.88	M8	6.3	22	ISO-529	5250-116-050-13	15	14.06	M20	12	25	JIS
5250-116-050-02	8	6.88	M10	6.3	22	ISO-529	5250-116-050-14	16	14.8	M20	12	25	DIN-352
5250-116-050-02	8	6.88	M11	6	22	JIS	5250-116-050-14	16	14.8	M20	12	25	DIN-376
5250-116-050-03	8.5	7.14	M12	6.5	22	JIS	5250-116-050-14	16	14.8	M22	12.5	25	ISO-529
5250-116-050-04	9	7.95	M12	7	22	DIN-352	5250-116-050-15	17	15.44	M22	13	28	JIS
5250-116-050-04	9	7.95	M12	7	22	DIN-376	5250-116-050-16	18	17.52	M22	14.5	28	DIN-352
5250-116-050-04	9	7.95	M12	7.1	22	ISO-529	5250-116-050-16	18	17.52	M22	14.5	28	DIN-376
5250-116-050-05	10	9.16	M10	8	22	DIN-371	5250-116-050-16	18	17.52	M24	14.5	28	DIN-352
5250-116-050-05	10	9.16	M10	8	22	ISO-529	5250-116-050-16	18	17.52	M24	14.5	28	DIN-376
5250-116-050-06	10.5	9.16	M14	8	25	JIS	5250-116-050-16	18	17.52	M24	14	28	ISO-529
5250-116-050-06	10.5	9.16	M15	8	25	JIS	5250-116-050-17	19	18.22	M24	15	28	JIS
5250-116-050-07	11	10.53	M14	9	25	DIN-352	5250-116-050-17	19	18.22	M25	15	28	JIS
5250-116-050-07	11	10.53	M14	9	25	DIN-376	5250-116-050-18	20	19.61	M26	15	28	JIS
5250-116-050-08	11.2	10.53	M14	9	25	ISO-529	5250-116-050-18	20	19.61	M27	15	28	JIS
5250-116-050-09	12	10.53	M16	9	25	DIN-352	5250-116-050-19	21	20.5	M28	17	35	JIS
5250-116-050-09	12	10.53	M16	9	25	DIN-376	5250-116-050-21	23	20.5	M30	17	35	JIS
5250-116-050-10	12.5	11.91	M16	10	25	JIS	5250-116-050-22	24	23.4	M32	19	35	JIS
5250-116-050-10	12.5	11.91	M16	10	25	ISO-529	5250-116-050-23	25	23.4	M33	19	35	JIS
5250-116-050-11	13	11.91	M17	10	25	JIS	5250-116-050-23	25	23.4	M33	20	35	DIN-352
5250-116-050-12	14	12.97	M18	11	25	JIS	5250-116-050-23	25	23.4	M33	20	35	DIN-376

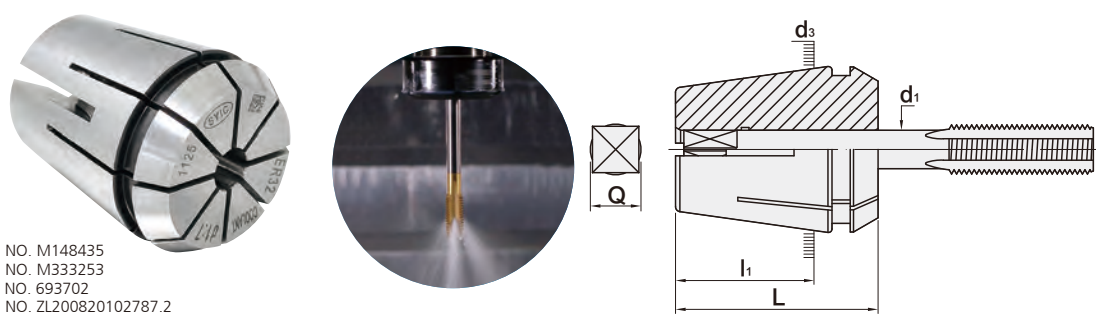
Features:

- ▶ To clamp a tap by the slots size differential.
- ▶ This product is workable as long as d₁ size (shank dia. of tap) matches collet ID (patented design).
- ▶ When making an order, please inform collet type and the size of d₁ (shank dia. of tap).



ER-TC RIGID TAP SEALED COLLET

ER 鋼性攻牙止水筒夾



TW PAT NO. M148435
 TW PAT NO. M333253
 CH PAT NO. 693702
 CN PAT NO. ZL200820102787.2

MODEL NO.	TYPE	d ₃	L	l ₁	l ₂	CAPACITY
5250-117-016	ER - TCO16	16	27.5	17.5	18 ~ 22	M5 ~ M10
5250-117-020	ER - TCO20	20	31.5	20.7	18 ~ 25	M5 ~ M17
5250-117-025	ER - TCO25	25	34	23	18 ~ 25	M5 ~ M22
5250-117-032	ER - TCO32	32	40	27.34	18 ~ 28	M5 ~ M27
5250-117-040	ER - TCO40	40	46	31.34	18 ~ 28	M5 ~ M27

d ₁	Q	d ₂	SQ	l ₂	STANDARD	d ₁	Q	d ₂	SQ	l ₂	STANDARD
6	5.09	M5	4.9	18	DIN-352	11	10.53	M14	9	25	DIN-376
6	5.09	M5	4.9	18	DIN-371	11.2	10.53	M14	9	25	ISO-529
6	5.09	M6	4.5	18	JIS	12	10.53	M16	9	25	DIN-352
6	5.09	M6	4.9	18	DIN-352	12	10.53	M16	9	25	DIN-376
6	5.09	M6	4.9	18	DIN-371	12.5	11.91	M16	10	25	JIS
6	5.09	M8	4.9	18	DIN-352	12.5	11.91	M16	10	25	ISO-529
6	5.09	M8	4.9	18	DIN-376	13	11.91	M17	10	25	JIS
6.2	5.21	M7	5	18	JIS	14	12.97	M18	11	25	JIS
6.2	5.21	M8	5	18	JIS	14	12.97	M18	11	25	DIN-352
6.3	5.21	M6	5	18	ISO-529	14	12.97	M18	11	25	DIN-376
6.3	5.21	M8	5	18	ISO-529	14	12.97	M18	11.2	25	ISO-529
7	5.84	M9	5.5	18	JIS	14	12.97	M20	11.2	25	ISO-529
7	5.84	M10	5.5	18	JIS	15	14.06	M20	12	25	JIS
7	5.84	M10	5.5	18	DIN-352	16	14.8	M20	12	25	DIN-352
7	5.84	M10	5.5	18	DIN-376	16	14.8	M20	12	25	DIN-376
8	6.88	M8	6.2	22	DIN-371	16	14.8	M22	12.5	25	ISO-529
8	6.88	M8	6.3	22	ISO-529	17	15.44	M22	13	28	JIS
8	6.88	M10	6.3	22	ISO-529	18	17.52	M22	14.5	28	DIN-352
8	6.88	M11	6	22	JIS	18	17.52	M22	14.5	28	DIN-376
8.5	7.14	M12	6.5	22	JIS	18	17.52	M24	14.5	28	DIN-352
9	7.95	M12	7	22	DIN-352	18	17.52	M24	14.5	28	DIN-376
9	7.95	M12	7	22	DIN-376	18	17.52	M24	14	28	ISO-529
9	7.95	M12	7.1	22	ISO-529	19	18.22	M24	15	28	JIS
10	9.16	M10	8	22	DIN-371	19	18.22	M25	15	28	JIS
10	9.16	M10	8	22	ISO-529	20	19.61	M26	15	28	JIS
10.5	9.16	M14	8	25	JIS	20	19.61	M27	15	28	JIS
10.5	9.16	M15	8	25	JIS	20	19.61	M27	16	28	DIN-376
11	10.53	M14	9	25	DIN-352	20	19.61	M27	16	28	DIN-529

INCHES

0.168	0.151	5/32	0.131	0.709	-	0.381	0.321	3/8	0.286	0.866	-
0.194	0.180	3/16	0.152	0.709	-	0.429	0.370	9/16	0.322	0.984	-
0.220	0.198	7/32	0.165	0.709	-	0.437	0.378	1/8 PT	0.328	0.984	-
0.255	0.198	1/4	0.191	0.709	-	0.480	0.422	5/8	0.360	0.984	-
0.318	0.258	5/16	0.238	0.866	-	0.562	0.483	1/4 PT	0.421	0.984	-
0.323	0.263	7/16	0.242	0.866	-	0.590	0.512	3/4	0.442	0.984	-
0.367	0.307	1/2	0.275	0.866	-	0.652	0.576	13/16	0.489	0.984	-

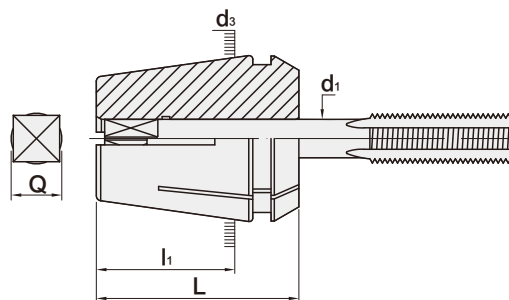
Features: ▶ Used for coolant-through taps. ▶ Water pressure up to 150kgf/cm²(1400PSI).
 ▶ When making an order, please inform collet type and d₁ size (shank dia. of tap).



ER-TC RIGID TAP COOLANT COLLET FOD TYPE

ER 鋼性攻牙出水筒夾 [FOD型]

(DIN ISO 15488)



TW PAT NO. M148435
TW PAT NO. M333253
CH PAT NO. 693702
CN PAT NO. ZL200820102787.2

MODEL NO.	TYPE	d ₃	L	l ₁	l ₂	CAPACITY
5250-118-016	ER - TC16	16	27.5	17.5	18 ~ 22	M5 ~ M10
5250-118-020	ER - TC20	20	31.5	20.7	18 ~ 25	M5 ~ M12
5250-118-025	ER - TC25	25	34	23	18 ~ 25	M5 ~ M20
5250-118-032	ER - TC32	32	40	27.34	18 ~ 28	M5 ~ M27
5250-118-040	ER - TC40	40	46	31.34	18 ~ 28	M5 ~ M27

d ₁	Q	d ₂	SQ	l ₂	STANDARD	d ₁	Q	d ₂	SQ	l ₂	STANDARD
6	5.09	M5	4.9	18	DIN-352	11	10.53	M14	9	25	DIN-376
6	5.09	M5	4.9	18	DIN-371	11.2	10.53	M14	9	25	ISO-529
6	5.09	M6	4.5	18	JIS	12	10.53	M16	9	25	DIN-352
6	5.09	M6	4.9	18	DIN-352	12	10.53	M16	9	25	DIN-376
6	5.09	M6	4.9	18	DIN-371	12.5	11.91	M16	10	25	JIS
6	5.09	M8	4.9	18	DIN-352	12.5	11.91	M16	10	25	ISO-529
6	5.09	M8	4.9	18	DIN-376	13	11.91	M17	10	25	JIS
6.2	5.21	M7	5	18	JIS	14	12.97	M18	11	25	JIS
6.2	5.21	M8	5	18	JIS	14	12.97	M18	11	25	DIN-352
6.3	5.21	M6	5	18	ISO-529	14	12.97	M18	11	25	DIN-376
6.3	5.21	M8	5	18	ISO-529	14	12.97	M18	11.2	25	ISO-529
7	5.84	M9	5.5	18	JIS	14	12.97	M20	11.2	25	ISO-529
7	5.84	M10	5.5	18	JIS	15	14.06	M20	12	25	JIS
7	5.84	M10	5.5	18	DIN-352	16	14.8	M20	12	25	DIN-352
7	5.84	M10	5.5	18	DIN-376	16	14.8	M20	12	25	DIN-376
8	6.88	M8	6.2	22	DIN-371	16	14.8	M22	12.5	25	ISO-529
8	6.88	M8	6.3	22	ISO-529	17	15.44	M22	13	28	JIS
8	6.88	M10	6.3	22	ISO-529	18	17.52	M22	14.5	28	DIN-352
8	6.88	M11	6	22	JIS	18	17.52	M22	14.5	28	DIN-376
8.5	7.14	M12	6.5	22	JIS	18	17.52	M24	14.5	28	DIN-352
9	7.95	M12	7	22	DIN-352	18	17.52	M24	14.5	28	DIN-376
9	7.95	M12	7	22	DIN-376	18	17.52	M24	14	28	ISO-529
9	7.95	M12	7.1	22	ISO-529	19	18.22	M24	15	28	JIS
10	9.16	M10	8	22	DIN-371	19	18.22	M25	15	28	JIS
10	9.16	M10	8	22	ISO-529	20	19.61	M26	15	28	JIS
10.5	9.16	M14	8	25	JIS	20	19.61	M27	15	28	JIS
10.5	9.16	M15	8	25	JIS	20	19.61	M27	16	28	DIN-376
11	10.53	M14	9	25	DIN-352	20	19.61	M27	16	28	DIN-529

INCHES

0.168	0.151	5/32	0.131	0.709	-	0.381	0.321	3/8	0.286	0.866	-
0.194	0.180	3/16	0.152	0.709	-	0.429	0.370	9/16	0.322	0.984	-
0.220	0.198	7/32	0.165	0.709	-	0.437	0.378	1/8 PT	0.328	0.984	-
0.255	0.198	1/4	0.191	0.709	-	0.480	0.422	5/8	0.360	0.984	-
0.318	0.258	5/16	0.238	0.866	-	0.562	0.483	1/4 PT	0.421	0.984	-
0.323	0.263	7/16	0.242	0.866	-	0.590	0.512	3/4	0.442	0.984	-
0.367	0.307	1/2	0.275	0.866	-	0.652	0.576	13/16	0.489	0.984	-

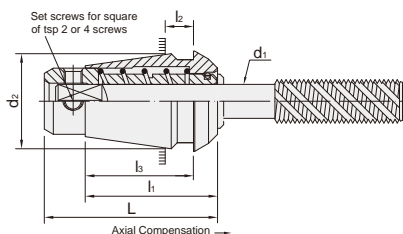
Features: ▶ Used for taps without coolant hole. ▶ Water pressure up to 150kgf/cm²(1400PSI).

▶ When making an order, please inform collet type and d₁ size (shank dia. of tap).

ER FLOATING TAP COLLET

ER 伸縮攻牙筒夾

(DIN ISO 15488)



TYPE	L	l ₁	l ₂	l ₃	d ₂	WEIGHT (KGS)
FT 16	28.6	22	3	18	16	0.03
FT 20	31	24	5.85	18.85	20	0.05
FT 25	34	24.5	3	18.1	25	0.06
FT 32	43.3	31	7	25.5	32	0.10
FT 40	54	42	3	42	40	0.25

FT 16		FT 20		FT 25		FT 32		FT 40	
MODEL NO.	d ₁	MODEL NO.	d ₁	MODEL NO.	d ₁	MODEL NO.	d ₁	MODEL NO.	d ₁
5250-148-016-01	1.4	5250-148-020-01	2.24	5250-148-025-01	2.5	5250-148-032-02	4.5	5250-148-040-01	6
5250-148-016-02	1.6	5250-148-020-02	2.5	5250-148-025-02	2.8	5250-148-032-03	5	5250-148-040-02	6.2
5250-148-016-03	1.8	5250-148-020-03	2.8	5250-148-025-03	3	5250-148-032-04	5.5	5250-148-040-03	6.3
5250-148-016-04	2	5250-148-020-04	3	5250-148-025-04	3.15	5250-148-032-05	5.6	5250-148-040-04	7
5250-148-016-05	2.24	5250-148-020-05	3.15	5250-148-025-05	3.5	5250-148-032-06	6	5250-148-040-05	7.1
5250-148-016-06	2.5	5250-148-020-06	3.5	5250-148-025-06	3.55	5250-148-032-07	6.2	5250-148-040-06	8
5250-148-016-07	2.8	5250-148-020-07	3.55	5250-148-025-07	4	5250-148-032-08	6.3	5250-148-040-07	8.5
5250-148-016-08	3	5250-148-020-08	4	5250-148-025-08	4.5	5250-148-032-09	7	5250-148-040-08	9
5250-148-016-09	3.15	5250-148-020-09	4.5	5250-148-025-09	5	5250-148-032-10	7.1	5250-148-040-09	10
5250-148-016-10	3.5	5250-148-020-10	5	5250-148-025-10	5.5	5250-148-032-11	8	5250-148-040-10	10.5
5250-148-016-11	3.55	5250-148-020-11	5.5	5250-148-025-11	5.6	5250-148-032-12	8.5	5250-148-040-11	11
5250-148-016-12	4	5250-148-020-12	5.6	5250-148-025-12	6	5250-148-032-13	9	5250-148-040-12	11.2
5250-148-016-13	4.5	5250-148-020-13	6	5250-148-025-13	6.2	5250-148-032-14	10	5250-148-040-13	12
5250-148-016-14	5	5250-148-020-14	6.2	5250-148-025-17	7.1	5250-148-032-15	10.5	5250-148-040-14	12.5
5250-148-016-15	5.5	5250-148-020-15	6.3	5250-148-025-18	8	5250-148-032-16	11	5250-148-040-15	14
5250-148-016-23	5.6	5250-148-020-16	7	5250-148-025-19	8.5	5250-148-032-17	11.2	INCHES	
5250-148-016-16	6	INCHES		5250-148-025-20	9	5250-148-032-18	12	5250-148-040-30	0.255
INCHES		5250-148-020-19	0.141	5250-148-025-21	10	5250-148-032-19	12.5	5250-148-040-18	0.318
5250-148-016-18	0.141	5250-148-020-20	0.168	INCHES		INCHES		5250-148-040-19	0.323
5250-148-016-19	0.168	5250-148-020-21	0.194	5250-148-025-24	0.141	5250-148-032-24	0.168	5250-148-040-20	0.367
5250-148-016-21	0.220	5250-148-020-22	0.22	5250-148-025-25	0.168	5250-148-032-25	0.194	5250-148-040-21	0.381
		5250-148-020-23	0.255	5250-148-025-26	0.194	5250-148-032-26	0.220	5250-148-040-22	0.429
				5250-148-025-27	0.220	5250-148-032-27	0.255	5250-148-040-23	0.437
				5250-148-025-28	0.255	5250-148-032-28	0.318	5250-148-040-24	0.480
				5250-148-025-29	0.318	5250-148-032-29	0.323	5250-148-040-25	0.542
				5250-148-025-30	0.323	5250-148-032-30	0.367	5250-148-040-26	0.562
				5250-148-025-31	0.367	5250-148-032-31	0.381	5250-148-040-27	0.590
						5250-148-032-32	0.429	5250-148-040-28	0.652
						5250-148-032-33	0.437	5250-148-040-29	0.697
						5250-148-032-35	0.480		

Features:

- ▶ This product can avoid taps breaking when spindle reverses direction during tapping process.
- ▶ There are side lock screws at the bottom of collet, used for clamping a tap.
- ▶ Suitable for taps conforming to ISO-529, JIS, DIN-371, DIN-376 or DIN-352 standards.

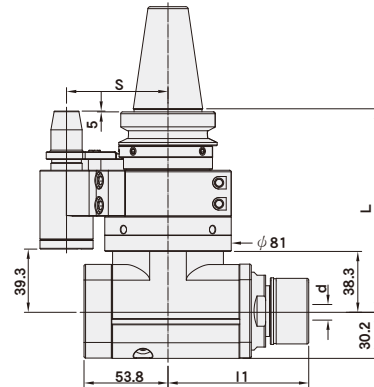


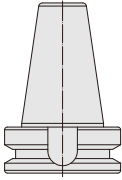
SAC ANGLE HEAD HOLDER

FOR MEDIUM CUTTING

SAC 中鋼炮銑削頭

(PRO-E TYPE)



SHANK	MODEL NO.	TYPE	L	l ₁	S	TORQUE	COLLET	d SIZE RANGE	WEIGHT (KGS)
 DualDRIVE+	5026-S96-161-130	SBT40 x SAC16P - 130	130	90	65	25 N-m	ER16	1 ~ 10	6.40
	5026-S96-201-130	SBT40 x SAC20P - 130	130	90	65	25 N-m	ER20	1 ~ 13	6.40
	5026-S96-251-130	SBT40 x SAC25P - 130	130	90	65	25 N-m	ER25	1 ~ 16	6.40
	5026-S96-321-130	SBT40 x SAC32P - 130	130	95	65	25 N-m	ER32	2 ~ 20	6.44
	5027-S96-162-147	SBT50 x SAC16P - 147	147	90	80	25 N-m	ER16	1 ~ 10	8.40
	5027-S96-202-147	SBT50 x SAC20P - 147	147	90	80	25 N-m	ER20	1 ~ 13	8.40
	5027-S96-252-147	SBT50 x SAC25P - 147	147	90	80	25 N-m	ER25	1 ~ 16	8.40
	5027-S96-322-147	SBT50 x SAC32P - 147	147	95	80	25 N-m	ER32	2 ~ 20	8.44

Product information:

- ▶ Gear ratio 1:1. ▶ Max. revolution: 3000rpm. ▶ Suggested $A_p \leq 3\text{mm}$.
- ▶ Internal coolant not available. ▶ Rotating direction opposite to machine spindle. ▶ Can be used for ATC.


Reminder:

- ▶ Fixed blocks are necessary for installing angle head on the machine [P.58~59].
- ▶ Fixed blocks are varied by different machine designs. Please confirm the detailed dimensions when ordering.

**Optional
Fixed Block**

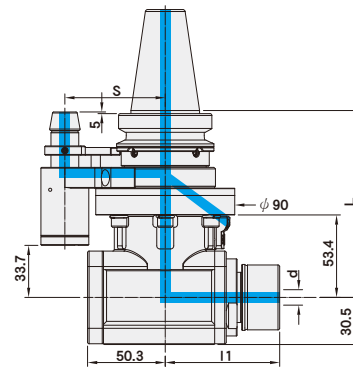

P.58~59

SAM ANGLE HEAD HOLDER

FOR LIGHT CUTTING

SAM 小鋼炮銑削頭

(PRO-E TYPE)



WITH COOLANT SYSTEM

SHANK	MODEL NO.	TYPE	L	l ₁	S	TORQUE	COLLET	SIZE RANGE	WEIGHT (KGS)
<p>DualDRIVE+</p>	5026-634-161-120	SBT40 x SAM16P - 120	120	71	65	20 N-m	ER16	1 ~ 10	6.40
	5026-634-201-120	SBT40 x SAM20P - 120	120	73	65	20 N-m	ER20	1 ~ 13	6.40
	5026-634-251-120	SBT40 x SAM25P - 120	120	74	65	20 N-m	ER25	1 ~ 16	6.40
	5026-634-321-120	SBT40 x SAM32P - 120	120	76	65	20 N-m	ER32	2 ~ 20	6.44
	5027-634-162-135	SBT50 x SAM16P - 135	135	71	80	20 N-m	ER16	1 ~ 10	8.40
	5027-634-202-135	SBT50 x SAM20P - 135	135	73	80	20 N-m	ER20	1 ~ 13	8.40
	5027-634-252-135	SBT50 x SAM25P - 135	135	74	80	20 N-m	ER25	1 ~ 16	8.40
	5027-634-322-135	SBT50 x SAM32P - 135	135	76	80	20 N-m	ER32	2 ~ 20	8.44

Product information:

- ▶ Gear ratio 1:1.
- ▶ Max. revolution: 4000rpm.
- ▶ Suggested $A_p \leq 2\text{mm}$.
- ▶ Coolant feed through spindle or dowel pin, coolant outlet from cutting tools or coolant nozzles.
- ▶ Max. water pressure: 7kgf/cm^2 (100PSI).
- ▶ Rotating direction opposite to machine spindle.
- ▶ Can be used for ATC.



Reminder:

- ▶ Fixed blocks are necessary for installing angle head on the machine [P.58~59].
- ▶ Fixed blocks are varied by different machine designs. Please confirm the detailed dimensions when ordering.

Optional
Fixed Block



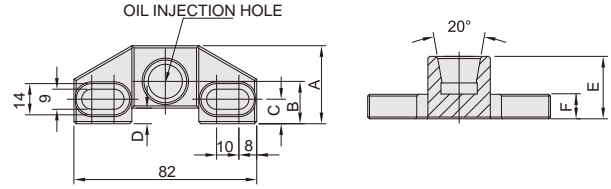
P.58~59



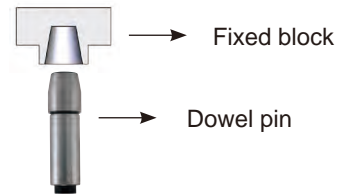
FIXED BLOCK

ONE PIECE TYPE

定位塊



MODEL NO.	TYPE	NAME	A	B	C	D	E	F	WEIGHT (KGS)
5350-673-040-00	SFT - 40	#40 FIXED BLOCK (Taper Type)	40	18.5	10	5	30	13	0.30
5350-673-050-00	SFT - 50	#50 FIXED BLOCK (Taper Type)	34	19	11	7	35	15	0.32



Features:

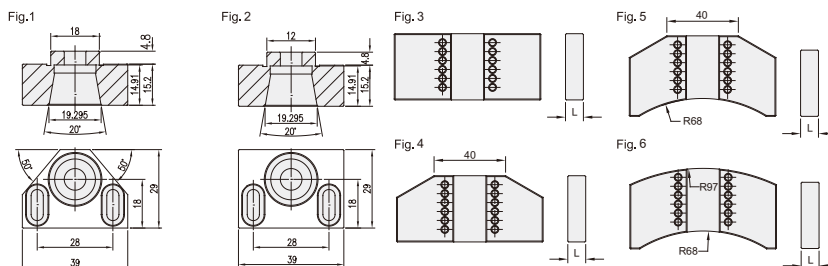
- ▶ Fixed block must be purchased according to the type of dowel pin.
- ▶ Fixed block can be installed on the spindle but must be fixed on the machine well. Otherwise, it is a threat for ATC tool change arm. Installation way changes with different machines. Please confirm with your machine supplier about correct installation way.



FIXED BLOCK

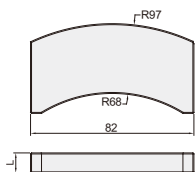
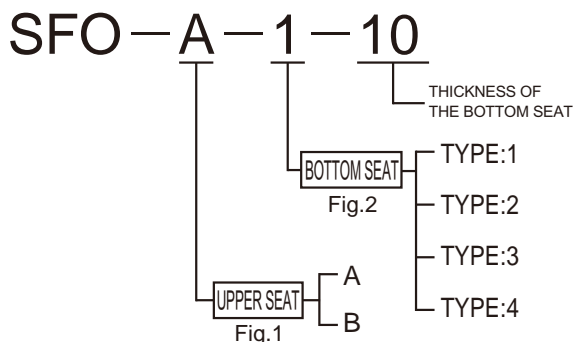
COMBINATION TYPE

組合式定位塊



TW PAT NO. M417219
CN PAT NO. ZL201120289100.2

TYPE	UPPER SEAT		BOTTOM SEAT		
	TYPE	Fig.	TYPE	Fig.	L
5350-771-010-00	SFO-A	1	SFO-1-10	3	10
5350-771-015-00	SFO-A	1	SFO-1-15	3	15
5350-771-010-01	SFO-A	1	SFO-2-10	4	10
5350-771-015-01	SFO-A	1	SFO-2-15	4	15
5350-771-010-02	SFO-A	1	SFO-3-10	5	10
5350-771-015-02	SFO-A	1	SFO-3-15	5	15
5350-771-010-03	SFO-A	1	SFO-4-10	6	10
5350-771-015-03	SFO-A	1	SFO-4-15	6	15
5350-772-010-00	SFO-B	2	SFO-1-10	3	10
5350-772-015-00	SFO-B	2	SFO-1-15	3	15
5350-772-010-01	SFO-B	2	SFO-2-10	4	10
5350-772-015-01	SFO-B	2	SFO-2-15	4	15
5350-772-010-02	SFO-B	2	SFO-3-10	5	10
5350-772-015-02	SFO-B	2	SFO-3-15	5	15
5350-772-010-03	SFO-B	2	SFO-4-10	6	10
5350-772-015-03	SFO-B	2	SFO-4-15	6	15



TYPE	L	TYPE	L
5350-622-005-00	5	SFD-4-20	20
5350-622-010-00	10	SFD-4-25	25
5350-622-015-00	15		

Product information:

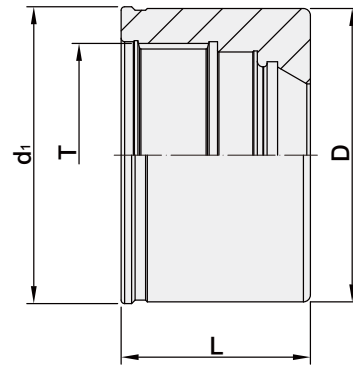
► If the height of the fixed block needs to be added, adjustable pads need to be purchased additionally.



PRO - E POWER GOOD NUT



PRO - E 包固得威力鍍層螺帽



MODEL NO.	TYPE	L	D	d ₁	T	RECOMMENDED TIGHTENING TORQUE		WEIGHT (KGS)
5202-529-016	PRO - E16	22	30	30.3	M22 x 1.5P	40 N-m	30 ft/lbs	0.06
5202-529-020	PRO - E20	23.5	35	35.3	M27 x 1.5P	60 N-m	44 ft/lbs	0.09
5202-529-025	PRO - E25	24.6	42	42.7	M32 x 1.5P	80 N-m	59 ft/lbs	0.14
5202-529-032	PRO - E32	27	50	50.7	M40 x 1.5P	110 N-m	81 ft/lbs	0.19
5202-529-011	PRO - E11M	14.3	16	16.7	M14 x 0.7P	20 N-m	14 ft/lbs	0.08

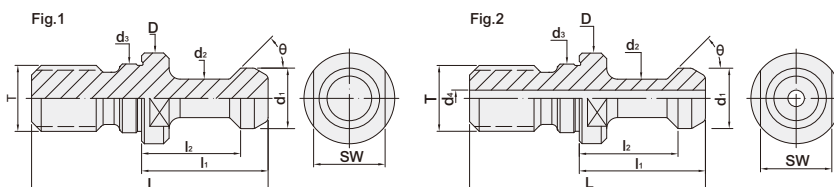
Features:

- ▶ Its non-slot design decreases wind shear, and can be used for high speed application.
- ▶ Balance: G2.5 25,000 rpm.



BT PULL STUD

BT 螺栓拉頭



W/O Coolant

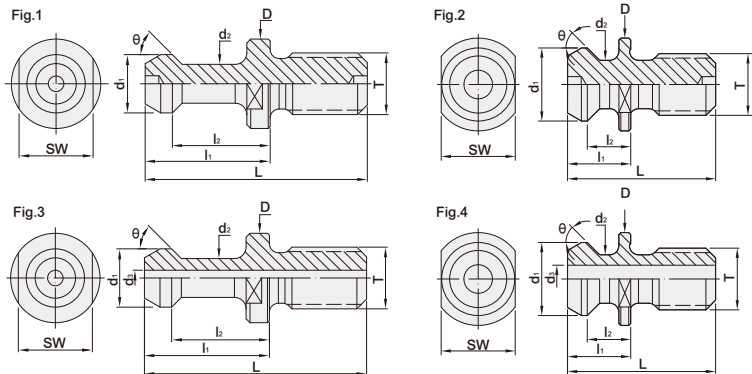
MODEL NO.	TYPE	L	l ₁	l ₂	D	d ₁	d ₂	d ₃	d ₄	θ	T	SW	Fig.	WEIGHT (KGS)
5230-010-45-00	BT30 - 45°	43	23	18	16.5	11	7	12.5	-	45°	M12	13	1	0.04
5230-011-45-00	BT40 - 45°	60	35	28	23	15	10	17	-	45°	M16	19	1	0.10
5230-012-45-00	BT50 - 45°	85	45	35	38	23	17	25	-	45°	M24	30	1	0.30
5230-010-60-00	BT30 - 60°	43	23	18	16.5	11	7	12.5	-	60°	M12	13	1	0.04
5230-011-60-00	BT40 - 60°	60	35	28	23	15	10	17	-	60°	M16	19	1	0.10
5230-012-60-00	BT50 - 60°	85	45	35	38	23	17	25	-	60°	M24	30	1	0.30
5230-010-90-00	BT30 - 90°	43	23	18	16.5	11	7	12.5	-	90°	M12	13	1	0.04
5230-011-90-00	BT40 - 90°	60	35	28	23	15	10	17	-	90°	M16	19	1	0.10
5230-012-90-00	BT50 - 90°	85	45	35	38	23	17	25	-	90°	M24	30	1	0.30

Coolant Thru

5231-010-45-00	BT30 - 45° - C	43	23	18	16.5	11	7	12.5	3	45°	M12	13	2	0.10
5231-011-15-00	BT40 - 15° - C	54	29	23	23	19	14	17	7	15°	M16	19	2	0.10
5231-011-45-00	BT40 - 45° - C	60	35	28	23	15	10	17	4	45°	M16	19	2	0.10
5231-011-45-01	BT40 - 45° - C - MAZAK	44.1	19.1	14.02	22	18.79	12.44	17	7	45°	M16	19	2	0.10
5231-012-45-00	BT50 - 45° - C	85	45	35	38	23	17	25	5	45°	M24	30	2	0.30
5231-012-45-01	BT50 - 45° - C - MAZAK	65.4	25.4	17.78	35.5	28.95	20.8	25	10	45°	M24	30	2	0.30
5231-011-60-00	BT40 - 60° - C	60	35	28	23	15	10	17	4	60°	M16	19	2	0.10
5231-012-60-00	BT50 - 60° - C	85	45	35	38	23	17	25	5	60°	M24	30	2	0.30
5231-011-90-00	BT40 - 90° - C	60	35	28	23	15	10	17	4	90°	M16	19	2	0.10
5231-012-90-00	BT50 - 90° - C	85	45	35	38	23	17	25	5	90°	M24	30	2	0.30

CAT PULL STUD

CAT 螺栓拉頭



W/O Coolant

MODEL NO.	TYPE	L	l ₁	l ₂	D	d ₁	d ₂	d ₃	θ	SW	T-UNC	Fig.	WEIGHT (KGS)
5230-031-45-00	CAT40 - ANSI	1.5	0.64	0.44	0.94	0.74	0.49	-	45°	0.75	5/8" - 11	2	0.09
5230-032-45-00	CAT50 - ANSI	2.3	1	0.7	1.44	1.14	0.82	-	45°	1.25	1" - 8	2	0.25
5230-031-45-01	CAT40 - MAS - I	2.25	1.266	0.99	0.905	0.59	0.394	-	45°	0.748	5/8" - 11	1	0.09
5230-031-60-00	CAT40 - MAS - II	2.25	1.266	0.99	0.905	0.59	0.394	-	60°	0.748	5/8" - 11	1	0.09
5230-031-90-00	CAT40 - MAS - III	2.25	1.266	0.99	0.905	0.59	0.394	-	90°	0.748	5/8" - 11	1	0.09
5230-032-45-01	CAT50 - MAS - I	3.346	1.772	1.378	1.496	0.906	0.669	-	45°	1.181	1" - 8	1	0.25
5230-032-60-00	CAT50 - MAS - II	3.346	1.772	1.378	1.496	0.906	0.669	-	60°	1.181	1" - 8	1	0.25
5230-032-90-00	CAT50 - MAS - III	3.346	1.772	1.378	1.496	0.906	0.669	-	90°	1.181	1" - 8	1	0.25

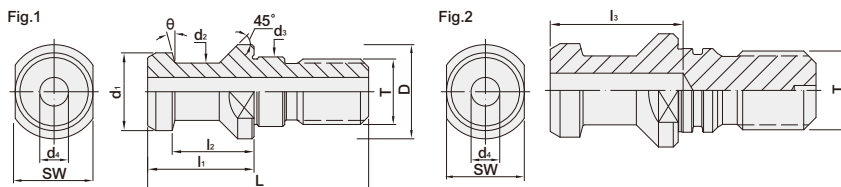
Coolant Thru

5231-031-45-00	CAT40 - ANSI	1.5	0.64	0.44	0.94	0.74	0.49	0.281	45°	0.75	5/8" - 11	4	0.09
5231-032-45-00	CAT50 - ANSI	2.3	1	0.7	1.44	1.14	0.82	0.468	45°	1.25	1" - 8	4	0.25
5231-031-45-01	CAT40 - Coolant - I	2.25	1.266	0.99	0.905	0.59	0.394	0.157	45°	0.748	5/8" - 11	3	0.09
5231-031-60-00	CAT40 - Coolant - II	2.25	1.266	0.99	0.905	0.59	0.394	0.157	60°	0.748	5/8" - 11	3	0.09
5231-031-90-00	CAT40 - Coolant - III	2.25	1.266	0.99	0.905	0.59	0.394	0.157	90°	0.748	5/8" - 11	3	0.09
5231-032-45-01	CAT50 - Coolant - I	3.346	1.772	1.378	1.496	0.906	0.669	0.256	45°	1.181	1" - 8	3	0.25
5231-032-60-00	CAT50 - Coolant - II	3.346	1.772	1.378	1.496	0.906	0.669	0.256	60°	1.181	1" - 8	3	0.25
5231-032-90-00	CAT50 - Coolant - III	3.346	1.772	1.378	1.496	0.906	0.669	0.256	90°	1.181	1" - 8	3	0.25

DAT PULL STUD

DAT 螺栓拉頭

(DIN 7388 - 3)

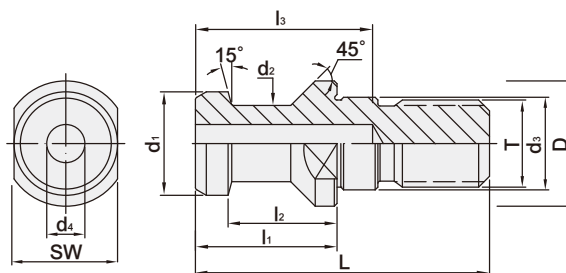


W/O Coolant

MODEL NO.	TYPE	L	l ₁	l ₂	l ₃	D	d ₁	d ₂	d ₃	d ₄	θ	SW	T	Fig.	WEIGHT (KGS)
5230-050-15-01	DAT30 - B	44	24	19	-	17	13	9	13	-	15°	14	M12	2	0.03
5230-051-15-01	DAT40 - B	54	26	20	27	23	19	14	17	7	15°	19	M16	2	0.09
5230-052-15-01	DAT50 - B	74	34	25	37	36	28	21	25	11.5	15°	30	M24	2	0.25
5230-050-15-02	DAT30 - A	44	24	19	-	17	13	9	13	-	15°	14	M12	1	0.03

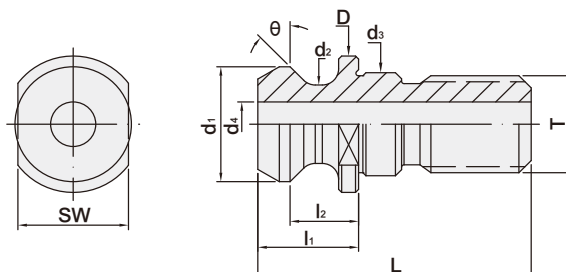
Coolant Thru

5231-051-15-01	DAT40 - A - C	54	26	20	-	23	19	14	17	7	15°	19	M16	1	0.09
5231-052-15-01	DAT50 - A - C	74	34	25	-	36	28	21	25	11.5	15°	30	M24	1	0.25



MODEL NO.	TYPE	L	l ₁	l ₂	l ₃	D	d ₁	d ₂	d ₃	d ₄	T	WEIGHT (KGS)
5230-051-15-02	DAT40	54	26	20	27	23	19	14	17	7	M16	0.09

(DIN ISO 7388 - UD)



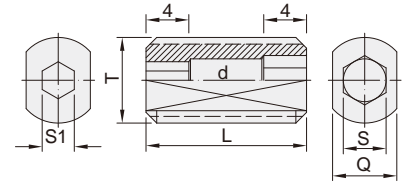
Coolant Thru

MODEL NO.	TYPE	L	l ₁	l ₂	D	d ₁	d ₂	d ₃	d ₄	θ	SW	T	WEIGHT (KGS)
5231-051-15-02	DAT40 - A - C	54	26	20	23	19	14	17	7	15°	19	M16	0.09
5231-052-15-02	DAT50 - A - C	74	34	25	36	28	21	25	11.5	15°	30	M24	0.25
5231-051-45-01	DAT40 - B - C	44.5	16.4	11.15	22.5	18.95	12.95	17	7.35	45°	18	M16	0.03
5231-052-45-01	DAT50 - B - C	65.5	25.55	17.95	37	29.1	19.6	25	11.55	45°	30	M24	0.10



SCREW

給水型擋刀螺絲



COOLANT PRESET SCREW

MODEL NO.	T	L	d	S	S1	Q	WEIGHT (KGS)
202-022-10050-000	M5 x 0.8P	15	2	2	2	3	0.003
202-022-10060-001	M6 x 1.0P	15	3	2.5	2.5	4	0.003
202-022-10080-002	M8 x 1.25P	15	4	4	3	6	0.005
202-022-10100-002	M10 x 1.5P	15	5	5	4	8	0.005
202-022-10120-002	M12 x 1.75P	15	6	6	5	10	0.01
202-022-10160-002	M16 x 2.0P	25	6	8	6	14	0.01
202-022-20200-003	M20 x 2.0P	25	6	10	8	18	0.03

給水型擋刀螺絲



COOLANT PRESET SCREW

MODEL NO.	TYPE	WEIGHT (KGS)	MODER NO.	TYPE	WEIGHT (KGS)
202-022-10050-001	M5 x 0.8P - 20	0.002	202-022-20180-001	M18 x 1.5P - 25	0.02
202-022-10060-000	M6 x 1.0P - 15	0.003	202-022-20200-000	M20 x 2.0P - 15	0.03
202-022-10080-000	M8 x 1.25P - 15	0.005	202-022-20220-001	M22 x 1.5P - 25	0.03
202-022-10100-000	M10 x 1.5P - 15	0.005	202-022-20240-000	M24 x 2.0P - 15	0.05
202-022-10120-000	M12 x 1.75P - 15	0.01	202-022-10280-000	M28 x 2.0P - 30	0.05
202-022-10116-000	M16 x 2.0P - 15	0.01			

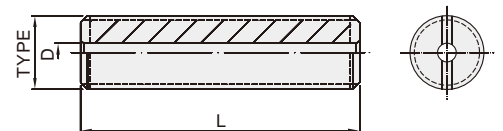
擋刀螺絲



PRESET SCREW

MODEL NO.	TYPE	WEIGHT (KGS)	MODER NO.	TYPE	WEIGHT (KGS)
202-006-10060-000	M6 x 1.0P - 15	0.003	202-006-10160-000	M16 x 2.0P - 15	0.03
202-006-10080-000	M8 x 1.25P - 15	0.005	202-006-20200-000	M20 x 2.0P - 15	0.03
202-006-10100-000	M10 x 1.5P - 15	0.01	202-006-20240-000	M24 x 2.0P - 15	0.05
202-006-10120-000	M12 x 1.75P - 15	0.01			

MLD 設定螺絲

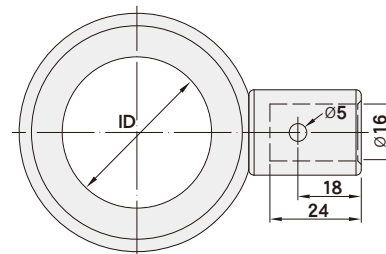


SET SCREW

MODEL NO.	TYPE	L	D	WEIGHT (KGS)
202-006-10120-002	M12 x 1.75P	40	φ4	0.03
202-006-10160-002	M16 x 2.0P	60	φ4	0.05
202-006-10160-001	M16 x 2.0P	35	φ4	0.05
202-006-3A400-000	5/8" - 11UNC	60	φ4	0.07
202-006-3A400-001	5/8" - 11UNC	35	φ4	0.07
202-006-20240-001	M24 x 3.0P	60	φ4	0.18
202-006-3A640-000	1" - 8UNC	60	φ4	0.20

NUT ADAPTERS FOR EXCHANGEABLE TORQUE WRENCH

螺帽轉接頭 [扭力扳手用]



MODEL NO.	ID	SUITABLE NUT TYPE	WEIGHT (KGS)
5284-0300-00	30	ER16 W-TDQ / SKS10 W-TDQ / PRO-E16	0.28
5284-0161-00	16	PTER11, PRO-E11M	0.42
5284-0301-00	30	ER16, SKS10, PNER16, UT16, SKX10-CO, PRO-E16	0.25
5284-0351-00	35	UT20, PTER25, PRO-E20	0.40
5284-0421-00	42	ER25 W-RDQ, UT25, PRO-E25	0.40
5284-0501-00	50	ER32, PNER32, PRO-E32	0.42



No using adjustable spanner!



No using ER spanner with steel tube!



No using adjustable spanner with steel tube!

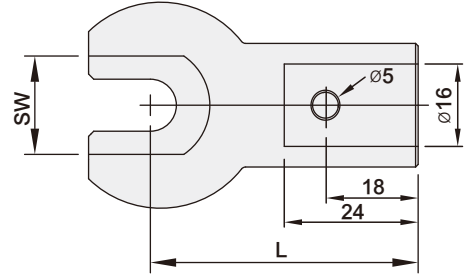
Features:

- ▶ Used with spigot interchangeable digital torque wrench [P.W-67].
- ▶ Set the torque according to recommended torque value to maintain the best cutting performance.



TORQUE WRENCH ADAPTOR (FOR PULL STUD)

拉頭轉接頭 [扭力扳手用]



MODEL NO.	TYPE	SW	L	APPLICABLE PULL STUD		RECOMMENDED TIGHTENING TORQUE		WEIGHT (KGS)
5281-541-301	PSTW - 30B	13	50	BT30 SBT30	45° , 60° , 90°	19 ~ 24 N-m	14 ~ 18 ft/lbs	0.22
5281-541-304	PSTW - 30D	14	50	DAT30	A, B	19 ~ 24 N-m	43 ~ 57 ft/lbs	0.23
5281-541-401	PSTW - 40B	19	50	BT40 SBT40 CAT40 SCAT40	45° , 60° , 90° , MAS- I MAS- II , MAS-III Coolant- I , Coolant - II Coolant -III	58 ~ 78 N-m	43 ~ 57 ft/lbs	0.23
5281-541-402	PSTW - 40BM	19	50	BT40	MAZAK	58 ~ 78 N-m	43 ~ 57 ft/lbs	0.2
5281-541-403	PSTW - 40C	19.05	50	CAT40	ANSI	58 ~ 78 N-m	43 ~ 57 ft/lbs	0.19
5281-541-404	PSTW - 40D	19	50	DAT40 SDAT40	A, B	58 ~ 78 N-m	43 ~ 57 ft/lbs	0.22
5281-541-405	PSTW - 40DB	18	50	DAT40 SDAT40	B(ISO7388/2)	58 ~ 78 N-m	43 ~ 57 ft/lbs	0.21
5281-541-501	PSTW - 50B	30	57	BT50 SBT50 CAT50 SCAT50	45° , 60° , 90° MAS- I , MAS- II MAS-III, Coolant- I Coolant - II , Coolant -III	196 ~ 245 N-m	144 ~ 180 ft/lbs	0.3
5281-541-502	PSTW - 50BM	30	57	BT50	MAZAK	196 ~ 245 N-m	144 ~ 180 ft/lbs	0.27
5281-541-503	PSTW - 50C	31.75	57	CAT50	ANSI	196 ~ 245 N-m	144 ~ 180 ft/lbs	0.26
5281-541-504	PSTW - 50D	30	57	DAT50 SDAT50	A, B	196 ~ 245 N-m	144 ~ 180 ft/lbs	0.29



No using adjustable spanner!



No using ER spanner with steel tube!



No using adjustable spanner with steel tube!

Features:

- ▶ Used with spigot interchangeable digital torque wrench [P.67].
- ▶ Set the torque according to recommended torque value to maintain the best cutting performance.

SPIGOT INTERCHANGEABLE DIGITAL TORQUE WRENCH

數顯 LCD 扭力扳手



Two-color handle

MODEL NO.	TYPE	LENGTH	RANGE		WEIGHT (KGS)
408-006-000	DG - 135	365	10 - 135 N-m	7.4 - 99.6 ft/lbs	0.80
408-006-002	DG - 340	769	34 - 340 N-m	25 - 250.9 ft/lbs	1.40



Steel handle

MODEL NO.	TYPE	LENGTH	RANGE		WEIGHT (KGS)
408-006-003	DG - 252	373	10 - 135 N-m	7.4 - 99.6 ft/lbs	0.80
408-006-004	DG - 253	548	20 - 200 N-m	14.8 - 147 ft/lbs	1.05
408-006-005	DG - 254	748	34 - 340 N-m	25 - 250.9 ft/lbs	1.35



Two-color handle

MODEL NO.	TYPE	LENGTH	RANGE		WEIGHT (KGS)
408-006-006	DG - 264	373	10 - 135 N-m	7.4 - 99.6 ft/lbs	0.85
408-006-007	DG - 265	548	20 - 200 N-m	14.8 - 147 ft/lbs	1.10
408-006-008	DG - 266	748	34 - 340 N-m	25 - 250.9 ft/lbs	1.40



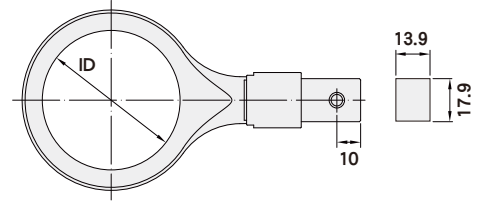
Steel handle

MODEL NO.	TYPE	LENGTH	RANGE		WEIGHT (KGS)
408-006-009	DG - 271	373	10 - 135 N-m	7.4 - 99.6 ft/lbs	0.65
408-006-010	DG - 272	548	20 - 200 N-m	14.8 - 147 ft/lbs	0.90
408-006-011	DG - 273	748	34 - 340 N-m	25 - 250.9 ft/lbs	1.20



NUT ADAPTERS FOR EXCHANGEABLE TORQUE WRENCH

螺帽轉接頭 - 方型 [扭力扳手用]



MODEL NO.	ID	SUITABLE NUT TYPE	WEIGHT (KGS)
5284-0301-01	30	ER16, SKS10, PNER16, UT16, SKX10-CO, PRO-E16	0.26
5284-0351-01	35	PTER25, UT20, PRO-E20	0.41
5284-0421-01	42	ER25, UT25, PRO-E25	0.41
5284-0501-01	50	ER32, PNER32, PRO-E32	0.43



No using adjustable spanner!



No using ER spanner with steel tube!



No using adjustable spanner with steel tube!

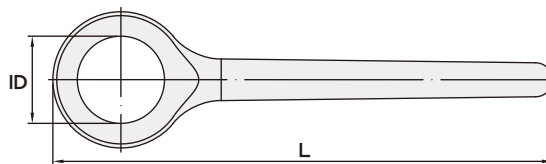
Features:

- ▶ Used with spigot interchangeable torque wrench.
- ▶ Set the torque according to recommended torque value to maintain the best cutting performance.



BEARING SPANNER

軸承扳手



MODEL NO.	ID	SUITABLE NUT TYPE	NUT DIA	L	WEIGHT (KGS)
5285-0300-00	30	ER16 W-RDQ / SKS10 W-RDQ / PRO-E16	30	170	0.43
5285-0420-00	42	ER25 W-RDQ / PRO-E25	42	175	0.47
5285-0500-00	50	ER32 W-RDQ / PRO-32	50	180	0.50
5285-0161-00	16	PTER11, PRO-E11M	16	195	0.38
5285-0301-00	30	ER16, SKS10, PNER16, UT16 SKX10-CO, PRO-E16	30	195	0.40
5285-0351-00	35	UT20, PTER25, PRO-E20	35	235	0.64
5285-0421-00	42	ER25, UT25, PRO-E25	42	235	0.67
5285-0501-00	50	ER32, PNER32, PRO-E32	50	235	0.69

Features:

- Used for all non wind resistance nuts.



No using ER spanner
with steel tube!

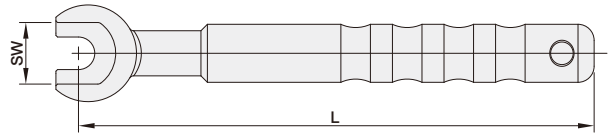


No using adjustable
spanner with steel tube!



SPANNER FOR PULL STUD

拉頭扳手

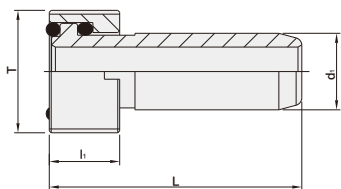


MODEL NO.	TYPE	SW	L	APPLICABLE PULL STUD		WEIGHT (KGS)
5287-540-301	PSW-30B	13	140	BT30, SBT30	45°, 60°, 90°	0.23
5287-540-304	PSW-30D	14	140	DAT30	A, B	0.22
5287-540-401	PSW-40B	19	160	BT40, SBT40 CAT40, SCAT40	45°, 60°, 90°, MAS-I, MAS-II, MAS-III, Coolant-I, Coolant - II, Coolant -III	0.31
5287-540-402	PSW-40BM	19	157	BT40	MAZAK	0.29
5287-540-403	PSW-40C	19.05	160	CAT40	ANSI	0.3
5287-540-404	PSW-40D	19	160	DAT40, SDAT40	A, B	0.3
5287-540-405	PSW-40DB	18	160	DAT40, SDAT40	B(ISO7388/2)	0.3
5287-540-501	PSW-50B	30	200	BT50, SBT50 CAT50, SCAT50	45°, 60°, 90°, MAS-I, MAS- II, MAS-III, Coolant-I, Coolant - II, Coolant -III	0.75
5287-540-502	PSW-50BM	30	200	BT50	MAZAK	0.72
5287-540-503	PSW-50C	31.75	200	CAT50	ANSI	0.72
5287-540-504	PSW-50D	30	200	DAT50, SDAT50	A, B	0.74

COOLANT SUPPLY UNIT & KEY

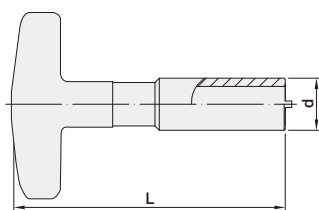
HSK 給水管 / HSK COOLANT SUPPLY UNIT

[DIN 69895]



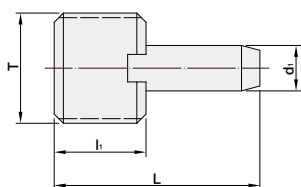
MODEL NO.	TYPE	L	li	d1	T	WEIGHT (KGS)
5316-2032	HSK32A - CP	26	5.5	6	M10 x 1.0P	0.01
5316-2040	HSK40A - CP	29.3	7.5	8	M12 x 1.0P	0.01
5316-2050	HSK50A - CP	33	9.5	10	M16 x 1.0P	0.02
5316-2063	HSK63A - CP	36.6	11.5	12	M18 x 1.0P	0.02
5316-2080	HSK80A - CP	40	13.5	14	M20 x 1.5P	0.04
5316-2100	HSK100A - CP	44	15.5	16	M24 x 1.5P	0.06

HSK 給水管扳手 / KEY FOR HSK COOLANT SUPPLY UNIT



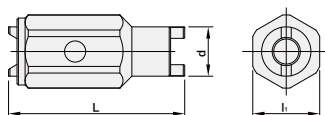
MODEL NO.	TYPE	L	d	WEIGHT (KGS)
5280-070-032	HSK32A - CPW	90	Ø10mm	0.10
5280-071-040	HSK40A - CPW	90	Ø13.5mm	0.12
5280-072-050	HSK50A - CPW	95	Ø15.5mm	0.14
5280-073-063	HSK63A - CPW	100	Ø17.5mm	0.16
5280-074-080	HSK80A - CPW	110	Ø19.5mm	0.12
5280-075-100	HSK100A - CPW	125	Ø23.5mm	0.32

PSC 給水管 / PSC COOLANT SUPPLY UNIT



MODEL NO.	TYPE	L	li	d1	T	WEIGHT (KGS)
5316-1032	PSC32	22.4	10	4.95	M12 x 1.5P	0.07
5316-1040	PSC40	25.8	12	5.95	M14 x 1.5P	0.01
5316-1050	PSC50	28.35	14	7	M16 x 1.5P	0.015
5316-1063	PSC63	31	15	8	M20 x 2.0P	0.027
5316-1080	PSC80	31.3	15	10	M20 x 2.0P	0.026

PSC 給水管扳手 / KEY FOR PSC COOLANT SUPPLY UNIT

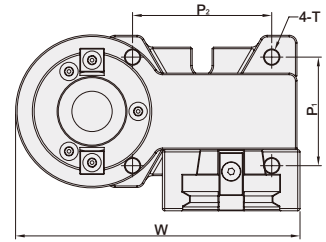
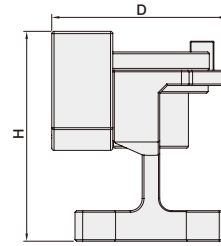


MODEL NO.	TYPE	L	li	d	WEIGHT (KGS)
5280-501-080	PSC80	60	29	17.5	0.22
5280-501-063	PSC63	60	25	17.5	0.16
5280-501-050	PSC50	50	19	14	0.071
5280-501-040	PSC40	45	17	12	0.051
5280-501-032	PSC32	40	14	10	0.03



ASSEMBLY DEVICE

鎖刀座




TW PAT NO. M595557

TWO - WAY TYPE 立臥式

MODEL NO.	TYPE	COMPATIBLE TOOLING	D	H	W	P ₁	P ₂	T	WEIGHT (KGS)
5300-020-010	AD - BT30 - HV	BT / SBT30	110	137.5	186	71	91	M8	4.36
5300-020-011	AD - BT40 - HV	BT / SBT40	115	137.5	186	71	91	M8	4.38
5300-020-012	AD - BT50 - HV	BT / SBT50	152.5	195.5	242	112	116	M10	10.90
5300-020-031	AD - CAT40 - HV	CAT / SCAT40	115	137.5	186	71	91	M8	4.39
5300-020-032	AD - CAT50 - HV	CAT / SCAT50	152.5	195.5	242	112	116	M10	10.96
5300-020-073	AD - HSK63 - HV	HSK63A	143.5	198.5	242	112	116	M10	12.6

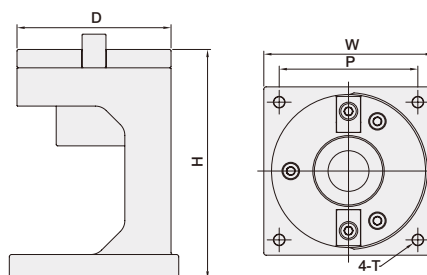
Quick Positioning Design for HSK-A Assembly Device



- ▶ Because the sizes of two drive slots of HSK-A tool holders are unequal, this design facilitates end users to be able to quickly place HSK-A tool holders on HSK-A assembly device in a correct way.

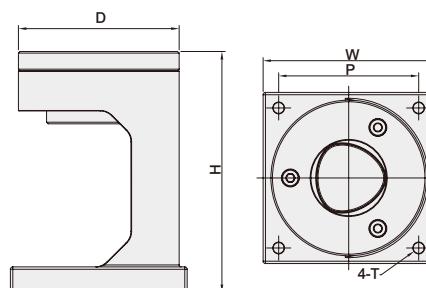
ASSEMBLY DEVICE

鎖刀座



VERTICAL TYPE 立式

MODEL NO.	TYPE	COMPATIBLE TOOLING	D	H	W	P	T	WEIGHT (KGS)
5300-021-010	AD - #30 - V	#30	100	150	110	90	M6	3.51
5300-021-011	AD - #40 - V	#40	100	150	110	90	M6	2.85
5300-021-012	AD - #50 - V	#50	115	190	160	130	M8	8.21



VERTICAL TYPE 立式


MODEL NO.	TYPE	COMPATIBLE TOOLING	D	H	W	P	T	WEIGHT (KGS)
5300-021-073	AD - 63A - V	HSK63A	100	150	110	90	M6	3.29
5300-021-075	AD - 100A - V	HSK100A	115	190	160	130	M8	7.53
5300-021-143	AD - C63 - V	PSC63	100	150	110	90	M6	3.32



www.syic.com



智能侯



戰鼓侯



學識侯



俠客侯



勝侯王



登山侯



慢跑侯



咖啡侯



鐵馬侯

MEMO

Blank lined area for writing the memo content.



MEMO

Blank lined area for writing the memo content.

